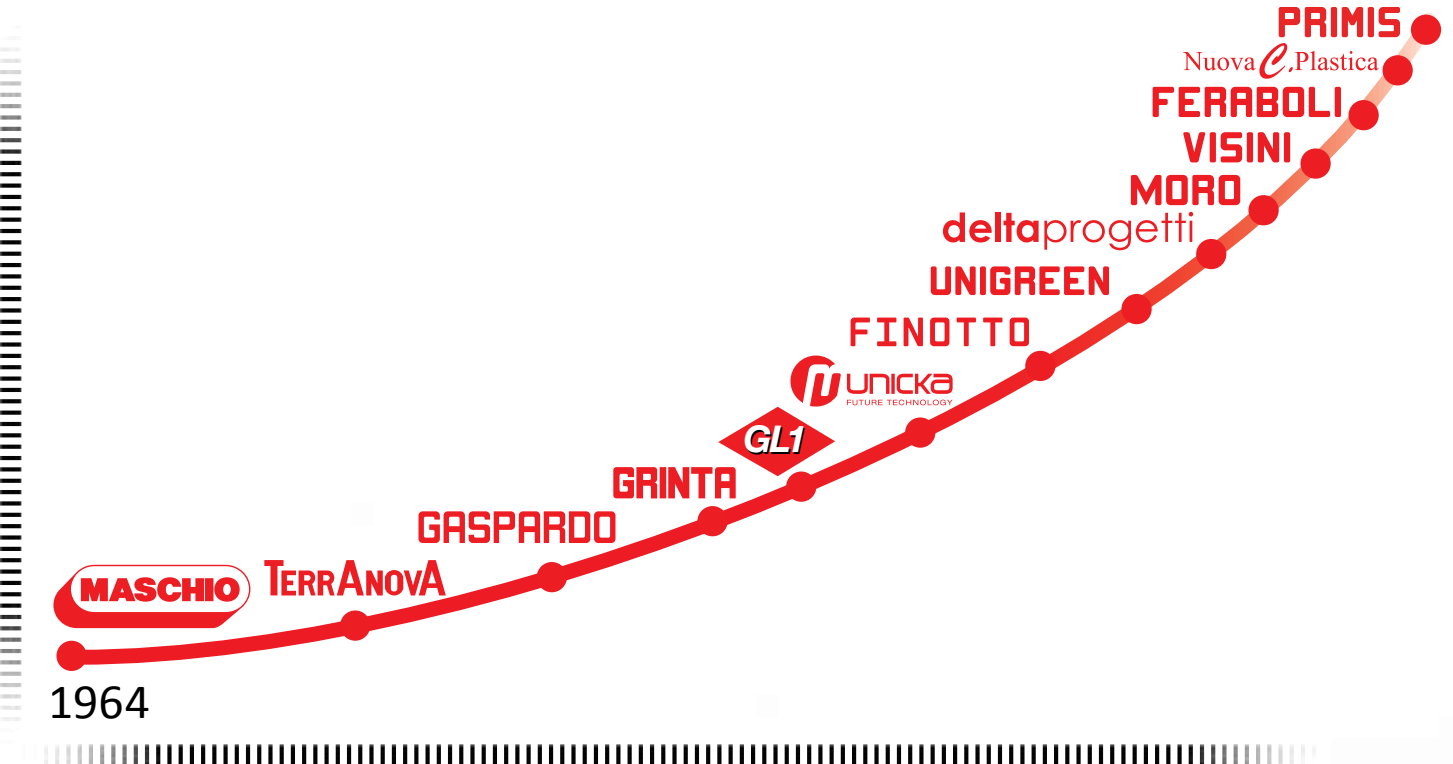




**GASPARDO UNIGREEN**

# PRODUCT RANGE







# Work well and the land will always pay you back!



## *Egidio & Giorgio Maschio*

From the “casetta delle fresse”, where in 1964 the Maschio Gaspardo Group started, to more than 600,000 square meters of factories dislocated all over the world. This is the journey of a business which made agricultural mechanization not only a profession but mostly a passion with the only target to always stand by farmers all over the world. 2014 represents a decisive goal: 50 years of growth, decisions, and achievements perfectly represented in an ever growing product range.



# Index



## **PAST, PRESENT AND FUTURE 6-19**

The History	8
The Group	10
Production Sites	12
Web	14
Sustainability	16
The service	18



## **SPRAYERS 20-31**

Mounted sprayers	22
Trailed sprayers	24
Mounted mist blowers	26
Trailed mist blowers	28
Self propelled sprayers	30



## **SOIL CULTIVATION 32-71**

Ploughs	32
Rotary tillers	40
Power harrows	48
Pull-type cultivators	58



## **SEEDING & CULTIVATION 72-101**

Precision planters	74
Row-crop cultivators	84
Vegetable planters	88
Cereal drills	92
Combined seed drills	100



## **GREEN MAINTENANCE 102-117**

Mulchers	104
Straw choppers	108
Hedge cutters	110
Lawn mowers	114
Finger blade mowers	116



# The History

1964

The Maschio brothers, Egidio and Giorgio, based their business in the barn of their home where they begin to produce rotary tillers. From that point on the barn nicknamed “la casetta delle frese”, becoming a symbol for the company.



1974

The company is officially born as Fratelli Maschio snc, industrial production of machines, equipment and accessories for soil working. A fundamental leap which contains the idea of vertical production, maintaining all processes within the factory to assure control and quality. One year later the company will begin to export abroad.



1978

The Maschio production features 8 types of rotary tillers, designed and manufactured by 50 employees. B, NC, CS, Z, HB-HM, R3 models, for tractors from 20 to 130 hp, define quality and performance guaranteeing success for all machines produced hereafter.



1979

Terranova opens, the logistic center of the Group situated in Cadoneghe (Padua); used for processing raw materials, today the plant is equipped with 5 automatized laser cutter systems, 40 robot welding stations and 3 hot forging stations for blade production, and supplies all the plants of the Group.



1994

The purchase of Gaspardo is officialized. The historic company located in Morsano al Tagliamento (Pordenone) founded in 1834 and known worldwide for the production of seed drills. In the 2000s, to reach far markets, the production of machines abroad begins. The high technologies used in Italy are the same used in every plant abroad guaranteeing the identical high quality standards.



2003

Opening of the Maschio Gaspardo Romania production plant in Chisineu-Cris (Arad), used for the production of minimum tillage machines.





**2004**

Opening of the Maschio Gaspardo China production plant in Qingdao (Shandong), used for the production of small rotary tillers, mulchers and grass cutters.



**2010**

Miniferro is acquired, company from San Giorgio delle Pertiche (PD) specialized in sheet metal cold stamping, and today has become Unicka spa. With 35 presses from 50 to 5000 tons of power, Unicka also manufactures materials for international leading appliance and automotive companies.



**2011**

Opening of the Maschio Gaspardo India production plant in Aundh (PUNE) specialized in the production of rotary tillers and mulchers.



**2012**

Unigreen is acquired, company from Emilia-Romagna founded in the first half of the '80s specialized in weeding and spraying machines, like mounted or trailed sprayers and atomizers.



**2013**

Opening of the Portogruaro plant, Venice, specialized in the production of sprayers. Always in 2013 the production of a complete range of ploughs is a decisive step towards the most important objective: the full line.



**50** **MASCHIO**  
1964 - 2014

# The Group

Maschio Gaspardo is present with 13 production sites in Italy, 3 abroad and 13 sales branches across Europe, Asia and USA for a total of 2000 resources committed in projecting, building, promoting and guaranteeing the machines built, following the principles that have always animated the company: grow with clients, work with dedication, passion and quality.



MASCHIO GASPARDO S.p.A.  
Registered office & production plant  
Via Marcello, 73  
I-35011 Campodarsego  
PADOVA - Italy

Tel. +39 049 9289810  
Fax +39 049 9289900

[info@maschio.com](mailto:info@maschio.com)  
[www.maschionet.com](http://www.maschionet.com)



MASCHIO GASPARDO NORTH AMERICA INC.  
122 3rd Avenue East  
DeWitt, IA 52742 - USA



MASCHIO GASPARDO IBERICA S.L.  
Ronda General Mitre, 28-30,  
08017 Barcellona - SPAGNA



MASCHIO GASPARDO FRANCE SARL  
1, Rue Denis Papin  
45240 La Ferté Saint-Aubin - FRANCIA



MASCHIO DEUTSCHLAND GMBH  
Äußere Nürnberger Straße 5  
91177 Thalmässing - GERMANIA



MASCHIO GASPARDO POLAND S.P.Z.O.O.  
Wapienna 6/8  
87-100 Torun - POLONIA



MASCHIO GASPARDO ROMANIA S.R.L.  
Strada Înfrăţirii, 155, 315100 Chisineu-Cris  
Arad - ROMANIA



MASCHIO GASPARDO RUSSIA OOO  
Pushkina St. 117 b, 404130 Volzhskiy,  
Volgograd Region - RUSSIA



MASCHIO GASPARDO UKRAINE LLC  
Yaroslaviv val str., 36-38  
01034 Kyiv - UKRAINE



GASPARDO MASCHIO TARIM MAKINALARI SAN. TIC.LTD.STI.  
Aydin Asfalti No: 39 Yazibasi  
Torbali - Izmir - TURKEY



MASCHIO GASPARDO INDIA PVT.LTD  
Plot N° F-27 MIDC, Village Karegaon, Tal Shirur,  
412220 Ranjangaon, Pune District - INDIA



MASCHIO GASPARDO QINGDAO  
South of 5# Road Fuyuan Industrial Park -Shiziluyuan,  
Huangdao , Qingdao, Shandong province 266500 - CHINA



MASCHIO GASPARDO IRAN  
Karaj, Jedeh Makhsos-e Karaj, Km 19,  
Afrasiab Avenue, Farnan street, No. 26



# Production Sites





*"The production is global, the quality standard is unique:*

**MASCHIO GASPARDO."**

*Andrea Maschio*



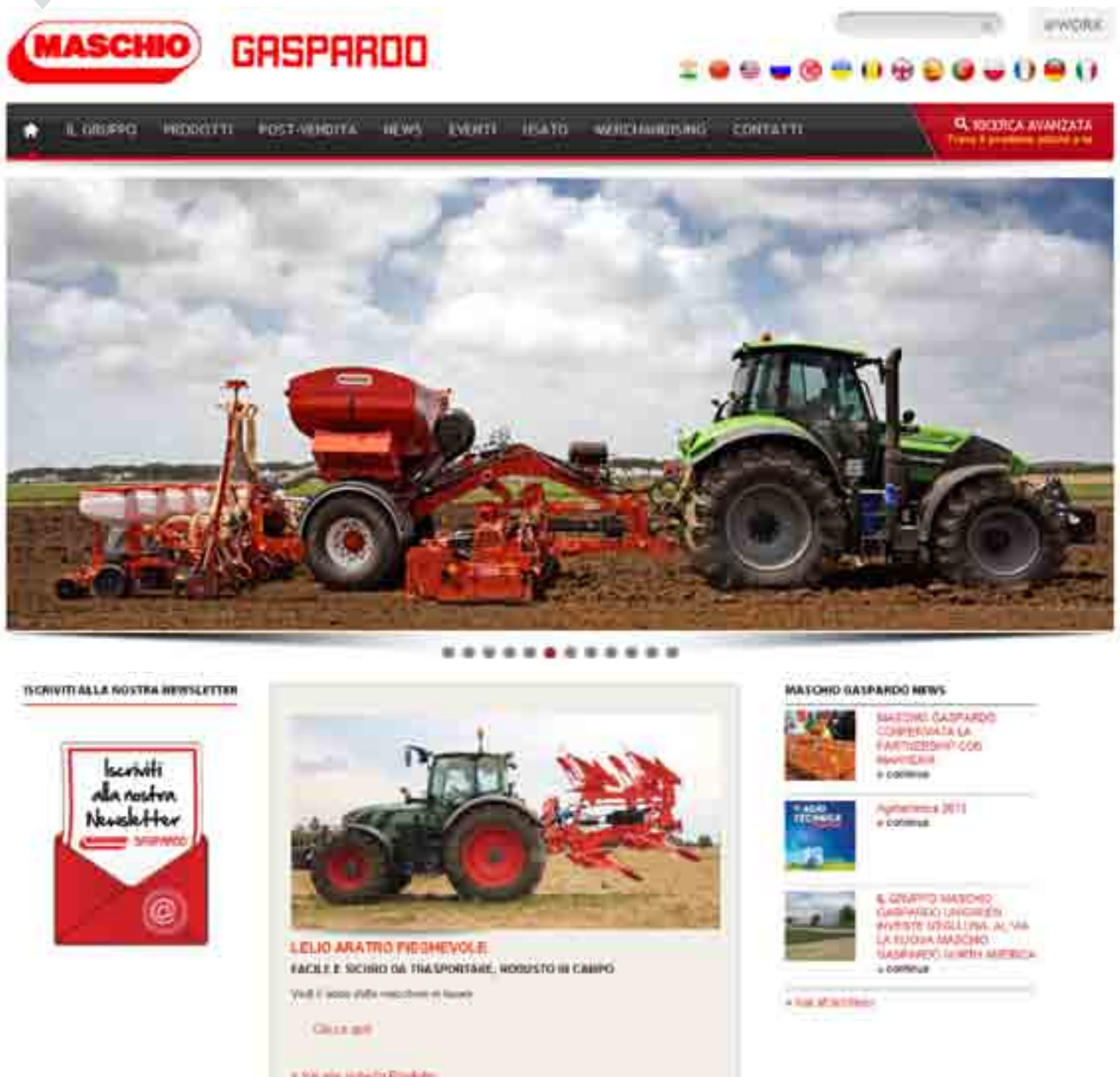
- 1 Campodarsego (PD)  
ITALY
- 2 Morsano al Tagliamento (PN)  
ITALY
- 3 Cadoneghe (PD)  
ITALY
- 4 Portogruaro (VE)  
ITALY
- 5 Concordia Sagittaria (VE)  
ITALY
- 6 Arad  
ROMANIA
- 7 Pune District  
INDIA
- 8 San Giorgio delle Pertiche (PD)  
ITALY
- 9 Reggio Emilia  
ITALY
- 10 Shandong province  
CHINA
- 11 Bologna  
ITALY





In an era of global multimedia, for an international company like Maschio Gaspardo having an interactive and constantly updated website becomes an essential tool for spreading information regarding products, events and updates.

This is why the website www.maschionet.com is updated daily, to inform clients which new products the Group has to offer. Online in 14 languages, the website contains institutional information regarding the history of the company and its presence in the world, but also a section for after sales service, used machines and merchandise.



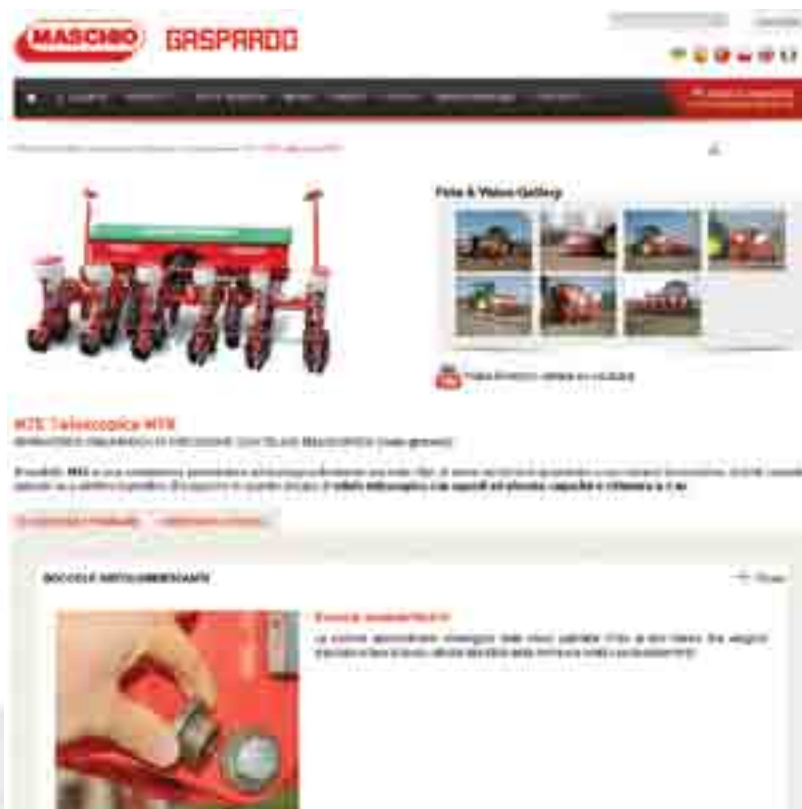


*"The web is our window on the world."*  
**Monica Maschio**



In the product section one can find details concerning all the machines produced by Maschio Gaspardo, with technical descriptions and the possibility to download related brochures; the news and events sections share all the events directly organized by the company, or events in which the company is a protagonist, to communicate technological innovations and new cultivating techniques.

Also fundamental is the newsletter, where it's possible to register directly from the homepage, and the contacts section, through which it is easy to ask questions about any product.



# Sustainability + Carbon trust

## The Maschio Gaspardo Environmental Policy

In 2010 Maschio Gaspardo gave way to a new eco-sustainable policy based on its products, by developing highly efficient machines, and on a production level, by installing autoproduktive systems from renewable energy sources and energy saving systems. With the goal of reducing the associated CO2 all the energetic interventions done were carried out by local businesses based on the concept of "Zero Km". The investments concerned the accomplishment of 3,3 MWp of photovoltaic systems on the roofs of the Italian plants, plant insulation interventions and the introduction of monitoring systems and consumption reducing systems.





*“Maschio Gaspardo finds the roots of its work in the earth, and projects its future towards the preservation of the Earth.”*

*Mirco Maschio*



To fully exploit the environmental and renewable resource investments, Maschio Gaspardo decided to open a study on Carbon Footprint (CF) at the Campodasego plant, a cognitive tool internationally recognized which permits to quantify total direct and indirect climate change GAS EMISSIONS produced. The analysis aims towards the identification of the “critical” aspects from an environmental point of view of production process, with the goal to define the ideal route for eco-innovation, to permanently reduce any type of harmful environmental impact and make the Maschio Gaspardo production completely green.



**GASPARDO**



We respect the environment when producing our machines, as a result, the CARBON TRUST honored us with a certification for significantly reducing CO2 emissions.



# Always ready at your service

The spare parts service and technical assistance offered by Maschio Gaspardo Unigreen have always been a strength for maintaining a high level of client satisfaction and loyalty.

Assistance is guaranteed in every part of the world **24/7**.

Every branch has numerous highly qualified technicians equipped with modern means and tools to reach even the farthest client. Moreover at the Campodarsego headquarters a fleet of technicians and vehicles are available including a modern helicopter ready to support dealers, importers, and when necessary branches as well.

For every product of the range, in every part of the world and at any time of the day or night, weekends and holidays, no client in possession of a Maschio Gaspardo Unigreen machine will be left alone, because the company provides the experience and highly prepared and qualified technicians, ready to solve any problem to permit clients to work at their best, quickly and with excellent results.

The same attention is given to the spare parts service. Orders are received through the @work network, an online platform which allows retailers to easily order spare parts, enabling immediate order reception and record fast delivery, even in 24 hrs in certain emergencies; furthermore, the use of automated warehouses allows to prepare orders practically in real time. The Maschio Gaspardo Unigreen blades also deserve a particular note: utensils perfectly manufactured and homologated, produced from within the Group's plants with strict and technologically advanced hot forged processes which guarantee optimal working performance, as well as a constant and fast warehouse supply top up, considerably lowering refilling times.

Client satisfaction is the final target which Maschio Gaspardo Unigreen has always pointed at.





*"Customer service is our strength."  
Martina Maschio*



# ARDO UNIGREEN





# Sprayers

Gaspardo presents its new range of mist blowers and sprayers: trailed and mounted versions, huge options of fans with innovative solutions for a uniform spraying and effective treatments. Enter the world of crop protection from the front door: choose a Gaspardo!



SAURO



GIOVE



SATURNO



SATURNO ONE



SIRIO



POMPEO



POMPEOS



APOLLO





APOLLO C



NETTUNO



URANO



CANNONE



URAGANO 2000



URAGANO 3000



URAGANO 4000





# Mounted sprayers



## PRE-MIXER

The Pre-mixer reduces contact with hazardous chemicals during preliminary operations, and begins product dilution with flow from the main tank. The bottle-cleaner nozzle allows 100% of the product to be used, reducing the waste in empty bottles.



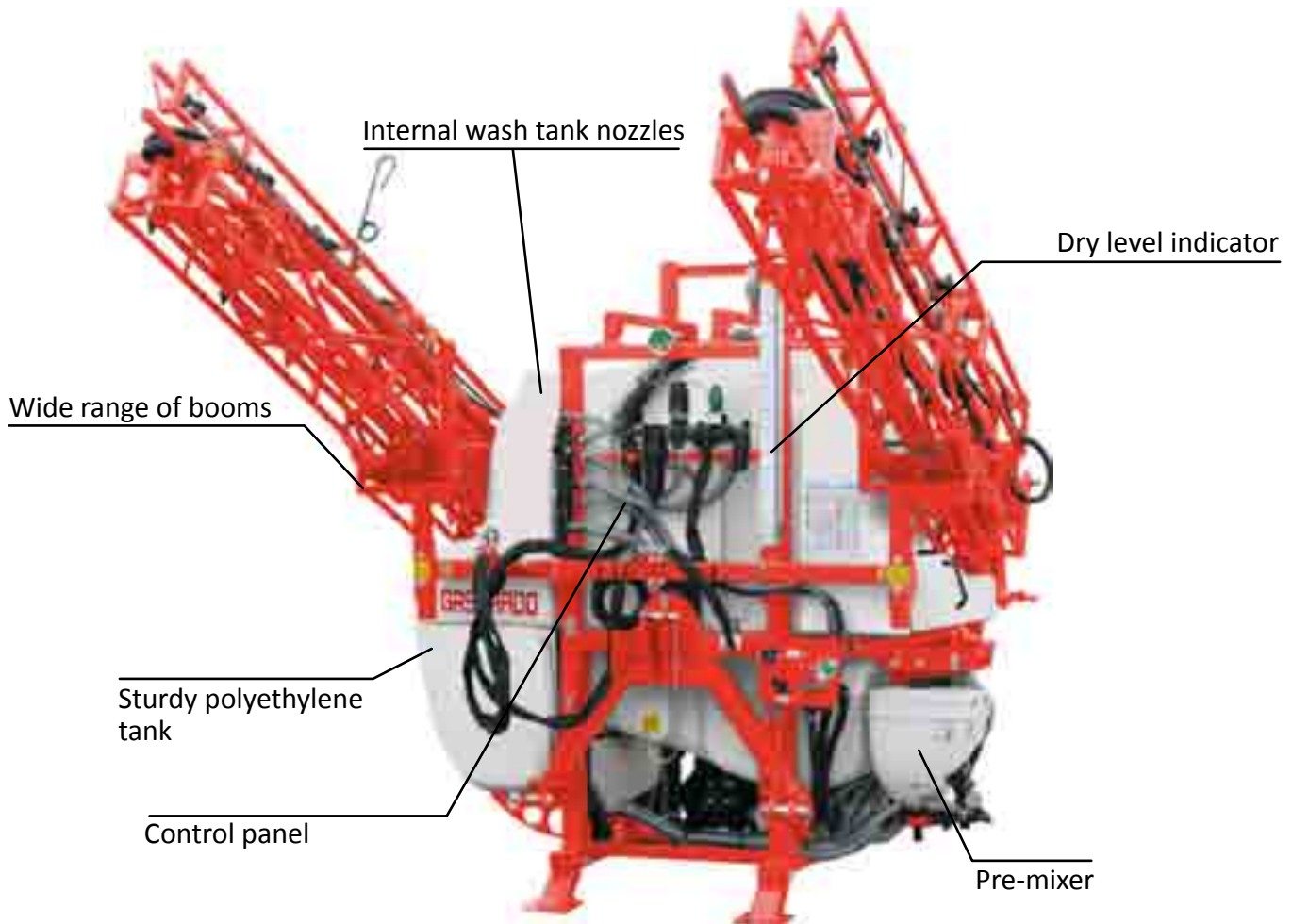
## FOAM ROW MARKER

The foam row marker is a valid alternative when a GPS system is absent to define the width of the worked pass. A device releases the foam at the edge of the boom to minimize overlapping and untreated areas, and better sustain every treatment!





# Chosen by professionals



## SATURNO

Saturno is for the professional sprayer who needs to cover large land surfaces in a short amount of time: the rich features of the machine allow easy preliminary operations and cleaning at the end. Solutions like the control panel on the drive side with all control valves reduce downtime; the PRE-MIXER feature improves comfort and operator safety for an everyday use with maximum productivity.



further information

### RANGE FEATURES

Model		SAURO	GIOVE	SATURNO	SATURNO ONE
Boom width	m	3.5/14	12/18	14/24	14/24
Primary tank	L	150/1000	600/1200	800/1000/1200	1300/1600/1900
Wash circuit tank	L	45 o 104	104 o 127	100 o 127	195
Pump flow	L/min	40/120	120/160	160/250	250
Pump pressure	bar	20/50	20	20	20
Control panel		—	—	●	●
Agitator		●	●	●	●
Pre-mixer		○	●	●	●
Tri-Jet nozzles		—	○	●	●

# Trailed sprayers



## GENIUS WAVE

It allows a very fast treatment setting and a constant adaptation of product distribution based on the speed of the tractor. All operations are easier, and it's possible to concentrate more on driving, not having to pay attention to maintaining a constant speed.

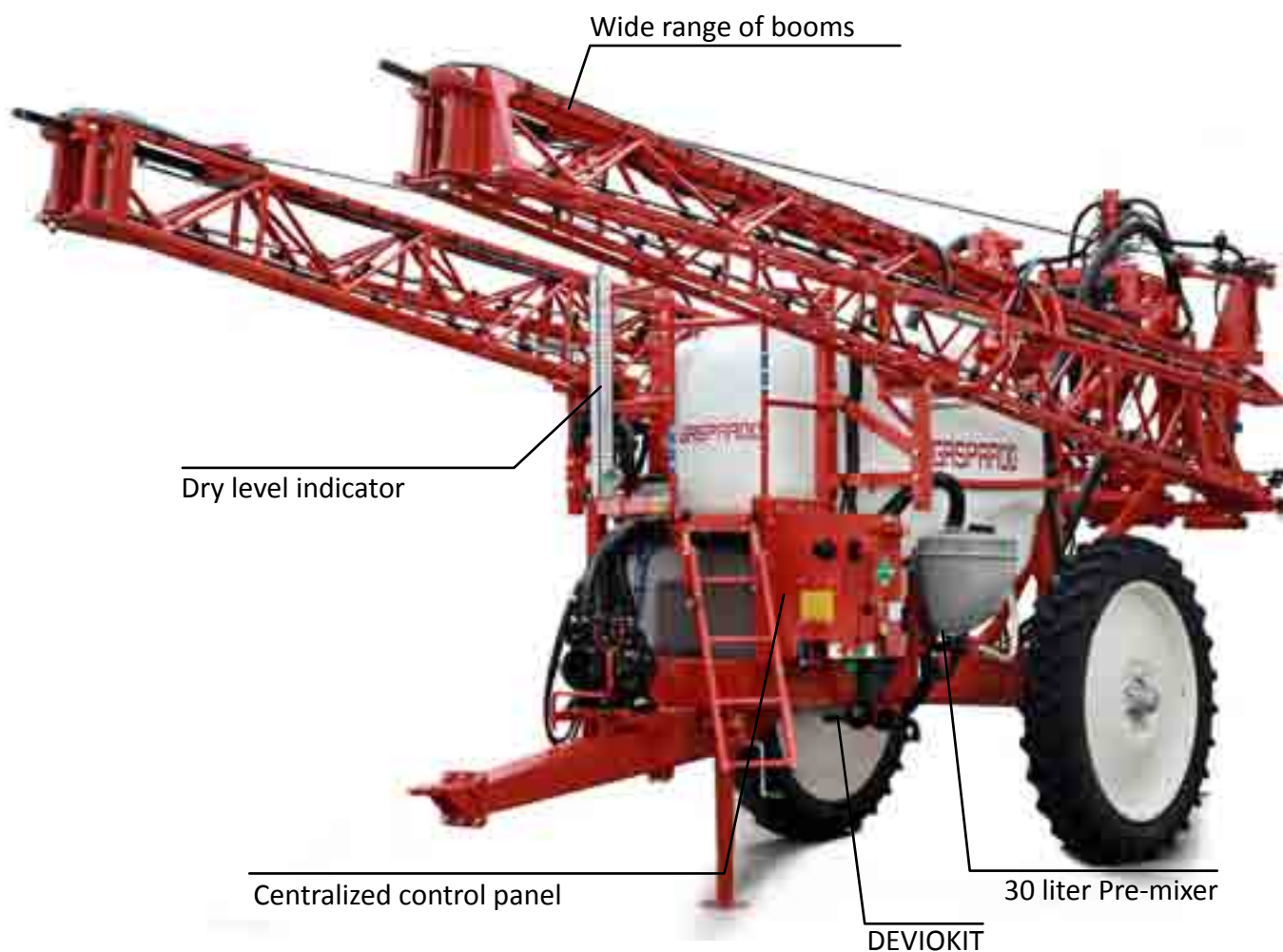
## ADJUSTABLE TRACK WIDTH

The track width is adjustable on all models to fit with the tractor width or crop inter-row. The telescopic system of square axle and pin locking make this operation quick and easy.





# Versatile



## POMPEO

Pompeo was designed with many configurations to satisfy every need. Its main strength is the powerful parallelogram lifter with 1500 mm of range, dampened by a nitrogen accumulator system. With this configuration, it is possible to match the machine to wider booms in the range, up to 36 m.



further information

### RANGE FEATURES

Model		SIRIO	POMPEO P	POMPEO S
Boom width	m	12/24	18/28	18/28
Boom lift		Vertical	Parallelogram	Parallelogram
Boom suspension		●	●	●
Primary tank	L	1500-2000-2200-3200	2200-3200	2200-3200-4400-6500
Wash circuit tank	L	200 o 300	300	300
Pump flow	L/min	160/250	250	250
Pump pressure	bar	20	20	20
Control panel		●	●	●
Agitator		●	●	●
Pre-mixer		●	●	●
Tri-Jet nozzles		○	●	●
Wheels		230/95-R36	270/94-R44 o 270-95-R48	270/95-R48 o 340/85-R48
Axle suspension		—	—	●

# Mounted mist blowers

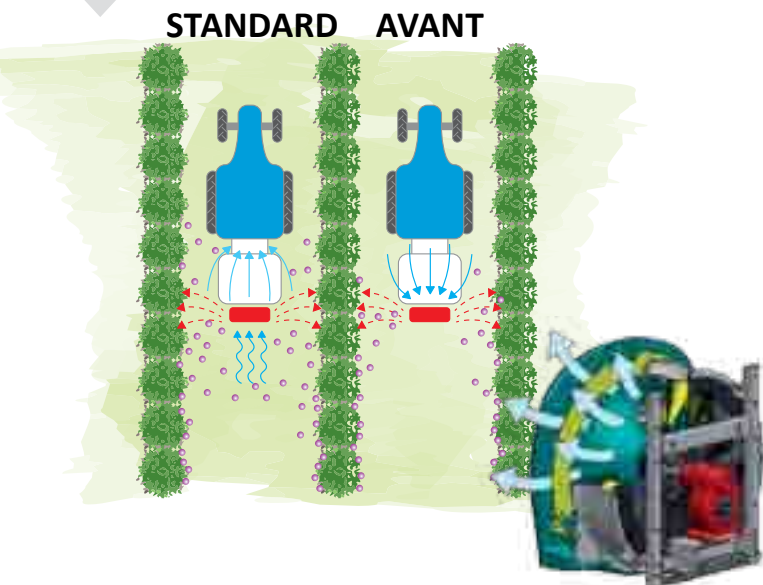


## AVANT SYSTEM

Front suction avoids any projection of sprayed particles towards the same sprayer, the tractor and the driver. High performance in distribution uniformity is obtained from the fixed counterblades and bi-flux deflector that optimizes air speed exit: this improves product penetration through tree leaves.


## MAINTENANCE

Valves and filters are in an easy access position: regular maintenance after every use improves treatment quality and extends equipment life.





# Powerful



## APOLLO

Apollo is a mounted mist blower, light and simple with peerless manoeuvrability. It can be combined to all the fan units and features a very wide range of configurations. It's available with a manual or electric control unit, a filling hose and upper spray deflectors. The compact design and the tank, up to 600 litres (1000 for gun version), makes it the perfect ally for the vine or fruit grower that needs a quick response against plant diseases with an easy-to-use machine.



further information

### RANGE FEATURES

Model		APOLLO	APOLLO CANNONE
Primary tank	L	200-300-400-600	400-600-800-1000
Wash circuit tank	L	30-45-104	45-104
Handwash tank		●	●
Pump flow	L/min	115	115
Pump pressure	bar	40 or 50	50
Agitator		●	●
Pre-mixer		—	—
Max height	m	5	33
Max width	m	7	40

# Trailed mist blowers



## REAR GROUPS

Gaspardo offers a wide range of rear groups to satisfy every spraying needs in vineyards or orchards.



## PRESSURE

Electric pressure regulator with delivery filter.





# Universal solution



## NETTUNO

Nettuno is the basic Gaspardo trailed mist blowers: cheap and easy, the main strength of Nettuno is the great spraying autonomy (up to 2000 litres). It is available with a manual or electric controller and can be matched to rear or “Avant” fans. Track width, on this and on all other trailed machines, can be adjusted with a telescopic system on the axle.



further information

### RANGE FEATURES

Model		SIRENE	NETTUNO	URANO	CANNONE
Primary tank	L	1600-2000-3000	600-1100-1600-2000	600-1100-1600-2000-3000	1100-1600-2000-3000
Wash circuit tank	L	102-135-170	62-102-135	102-135-170	102-135-170
Handwash tank		●	●	●	●
Pump flow	L/min	140	90 o 115	90/180	140
Pump pressure	bar	50	50	50	50
Agitator		●	●	●	●
Pre-mixer		●	—	● from 1600	● from 1600
Max height	m	8	6	6	33
Max width	m	9	8	8	40

# Self propelled sprayers



## MOTOR

Uragano is powered by a strong and reliable 6068T John Deere 6- cylinder engine: total available power is 170 hp (127 kW) to run all the services and the hydrostatic traction. 150 liter diesel tank ensures a great autonomy.

## CAB

Uragano is electronically managed: drivers can access all main functions from their seat!





# 360° protection



## URAGANO

Uragano is a self-propelled sprayer specifically developed to work on high crops (taller than 2,00 m). The original arch design of the frame allows the driver to overcome high plants (maize, sorghum, sugarcane, tobacco, etc) with no damages at all. Compact design and a very advanced hydraulic circuit makes the machine reliable, handy and safe on field and during spray set up.



further information

### RANGE FEATURES

Model		URAGANO 2000	URAGANO 3000	URAGANO 4000
Motor, cylinders		JD4045 HF275, 4 in line	JD6068 HF 285, 6 in line	JD6068 HF 285, 6 in line
Tractor power	hp (kw)	140 (103)	170 (127)	170 (127)
Max work speed	km/h	18	20	20
Max transport speed	km/h	36	40	40
Min-max boom height	mm	1060 - 3900	1060 - 3900	1060 - 3900
Min-max track width	mm	1700 - 3050	1700 - 3050	1700 - 3050
Primary tank	L	2200 (1100 + 1100)	3000 (1500 + 1500)	4000 (2000 + 2000)
Clean water tank	L	200	350	350
Boom width	m	18-21-24	18-21-24-28	18-21-24-28
Boom sections		5 o 7	5 o 7	5 o 7
Spray monitor		●	●	●
GPS		○	○	○
Auto-drive kit		○	○	○
Air conditioning		●	●	●

# Ploughs

The new Maschio plough generation combines operational reliability with an excellent quality of work in a completely new design. Maschio offers a complete range of mounted and semi-mounted reversible ploughs for both on-furrow and on-land ploughing. Also, the unique folding frames and the huge range of mouldboards and skimmers provide the right solution for every working condition.



LELIO

LELIO VARIO

SIRO

SIRO VARIO

FURIO

FURIO VARIO


MIRCO

MIRCO PASSO






MIRCO NS




MIRCONPASSO



PIETRO



PIETRO VARIO



PIETRO NS



PIETROVARIONS





# Mounted ploughs



## INTER-BODY & UNDERBEAM CLEARANCE

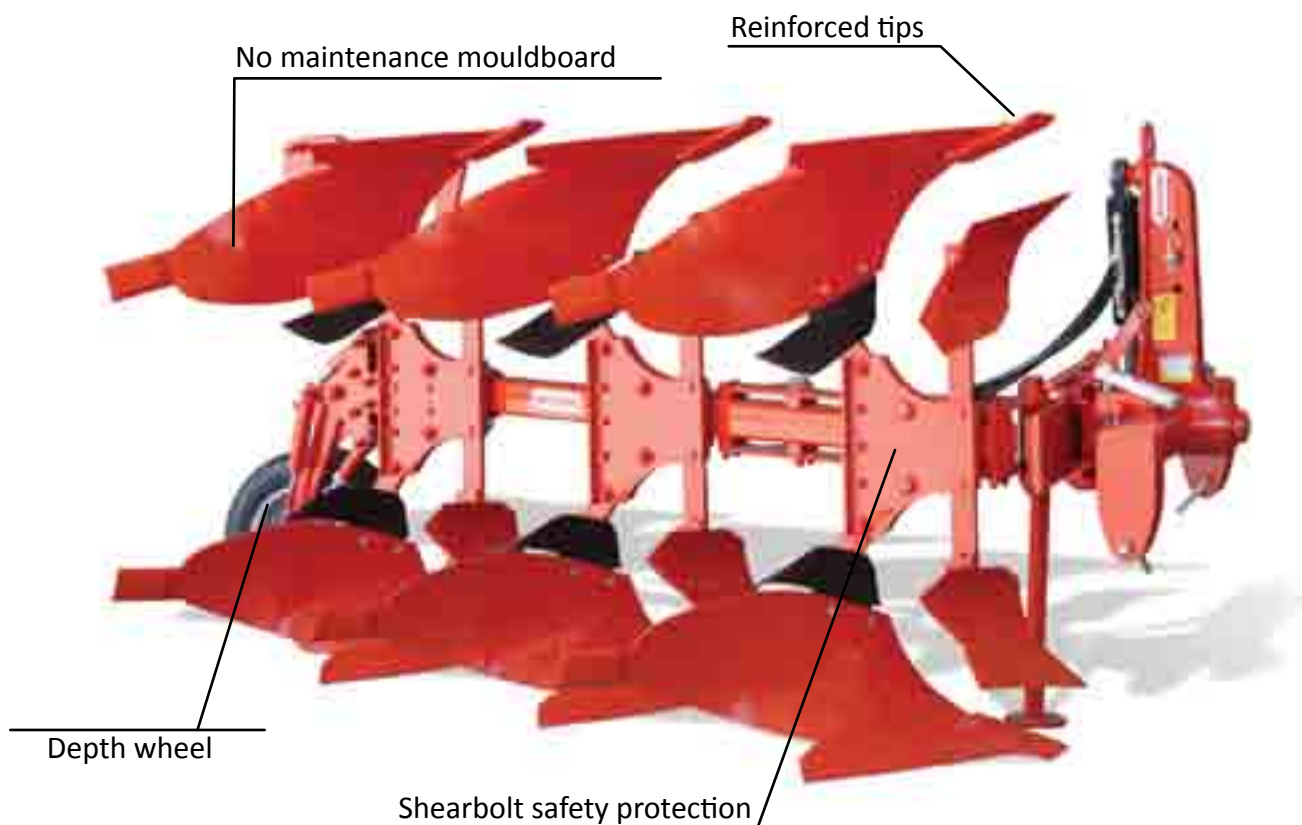
The large space between bodies and underbeam clearance allows to manage great volumes of residue even with narrow working widths and easily apply different types of coulters and ploughshares.

## DAMPENED DEPTH WHEEL

Hydraulic damping with an adjustable synchronisation cylinder which ensures constant working depth and that the wheels turn gently.







## LELIO

The special frame is characterized by a large section (up to 180 mm), inter-body space (up to 120 cm) and underbeam clearances (up to 100 cm) which make these models the right choice for the toughest ploughings. LELIO and LELIO VARIO models are fitted respectively with the “by step” and “vario” furrow working width adjustment system. Both versions are characterized by the shearbolt safety device and are available in 5 sizes (S, M, L, XL and XXL). The number of bodies available varies from 2 to 5+1 and the hp required from 60 to 230.



further information

### RANGE FEATURES

Model	LELIO	LELIO VARIO	SIRO	SIRO VARIO	FURIO	FURIO VARIO
Size	S-M-L-XL-XXL	S-M-L-XL-XXL	S-M-L	S-M-L	L-XL-XXL	L-XL-XXL
Frame	100-120-140-150-180	100-120-140-150-180	120-120-140	120-120-140	140-150-180	140-150-180
Underbeam clearance	75-80-90-95-100	75-80-90-95-100	75-80-80	75-80-80	90-95-95	90-95-95
Inter-body space	85/95-85/95/105-105/115-105/120	85/95-86/95/105-105/115-105/120	85/95-85/95/105-105/115	85/95-85/95/100-105/115	105-115/105-115/120	105-115/105-115/120
Number of bodies	2/5+1-2/4+1-2/5+1-2 4+1-2/3+1-2/5+1-3/4+1	2/5+1-2/4+1-2/5+1-2/4+1 2/3+1 - 2/5+1 - 3/4+1	2/5+1-2/4+1-2/3+1 2/5+1-2/5+1	2/5+1-2/4+1-2/4+1 2/4+1-2/3+1-2/4+1	3/4+1-3/5+1-3/4+1	3/4+1-3/5+1-3/4+1
Category	III	III	III	III	III	III
Working width	30/35/40-30/35/40/45-30/35/40/45	25/45-25/50-25/50-35/60-40/60	30/45-30/45-30/45	25/45-25/50-25/50	35-40-45-50	35-65 40-65
Shearbolt protection	●	●	—	—	●	●
Non stop protection	—	—	●	●	—	—
Tractor power	60/120-80/150-100/230-110/230	60/120-80/150-100/230-110/230	70/150-80/150-100/230	70/150-80/150-100/230	100/230-120/400-150/400	100/230-120/400-150/400
On-furrow	●	●	●	●	—	—
On-land	—	—	—	—	●	●
Manual length regulation	●	—	●	—	●	—
Hydraulic length regulation	—	●	—	●	—	●

● standard ○ upon request — not available

# Trailed ploughs



## NO WELDING

All supports and plates are bolted onto the frame. The absence of welded points guarantees great resistance, reliability and stability even under heavy stress.

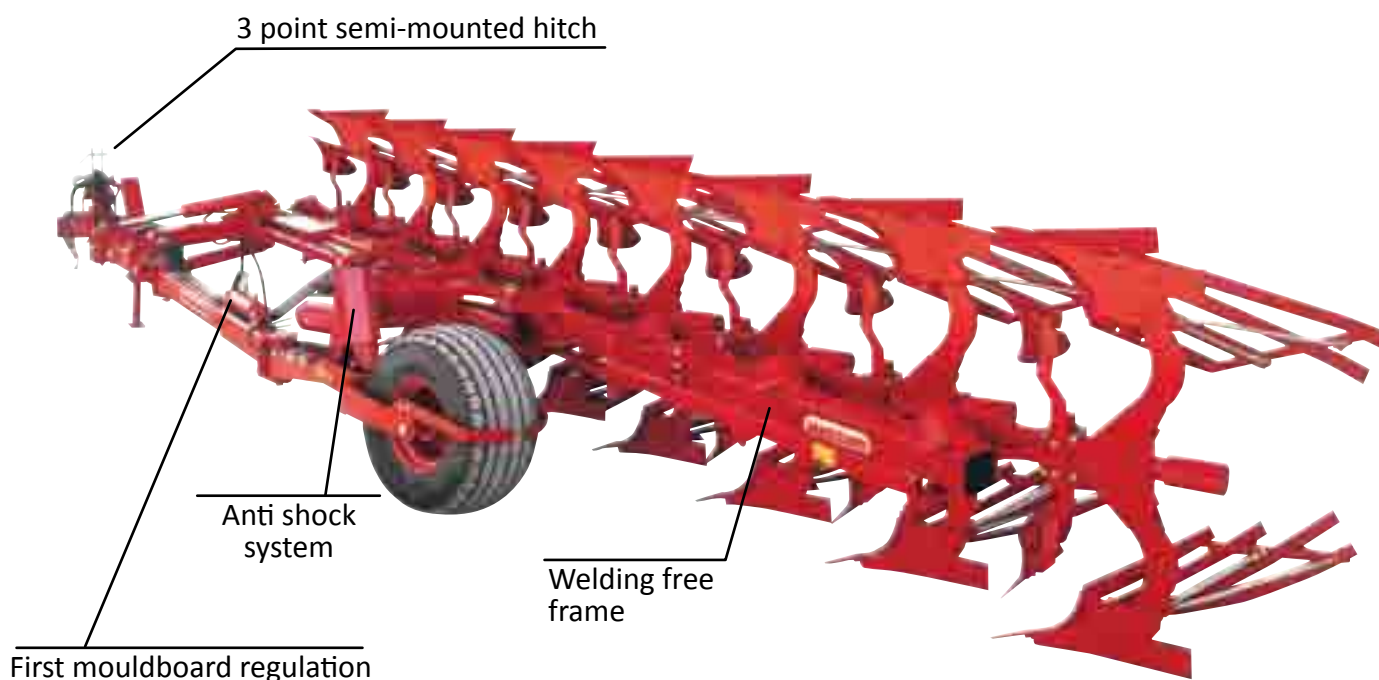
## STURDY FRAME

All adjustment brackets and plates are externally bolted on the main frame. The lack of welding points ensures great strength, reliability and high stability even under heavy load conditions.





# Great maneuverability



## NON-STOP

These semi-mounted ploughs are available with a number of furrows from 5 to 6+2. The Auto Reset hydraulic system protects the bodies and frame from damages. Hydraulic working width adjustment system (MIRCO NON STOP) or the manual one (MIRCO NON STOP PASSO) allow working widths for each body from 30 to 50 cm. The great inter-body space (100 cm) and underbeam clearance (72 to 90 cm) allow to manage high quantity of residues granting high quality ploughing. The first furrow width as well as the working depth are adjustable hydraulically.



further information

## RANGE FEATURES

Model		MIRCO	MIRCO PASSO	MIRCO NS	MIRCO NS PASSO
Frame	cm	150	150	150	150
Underbeam clearance	cm	72-78-90	72-78-90	72-78-90	72-78-90
Inter-body space	cm	100	100	100	100
Number of bodies		5/6+2	5/6+2	5/6+2	5/6+2
Working width	cm	30/50	30/50	30/50	35/50
Shearbolt protection		●	●	—	—
Non stop protection		—	—	●	●
Tractor power	hp	200/350	200/350	200/350	200/350
On-furrow		●	●	●	●
On-land		—	—	—	—
Manual length regulation		—	●	—	●
Hydraulic length regulation		●	—	●	—

# Folding ploughs



## IT FOLDS BUT IT DOESN'T BREAK!

Pietro folding ploughs can be equipped with an innovative folding frame. Two robust cylinders block and close the central beam upward reducing the length in half. This system benefits road transport and moves the plough center of gravity towards the front, reducing stress on the three point hitch and rear tractor axle.

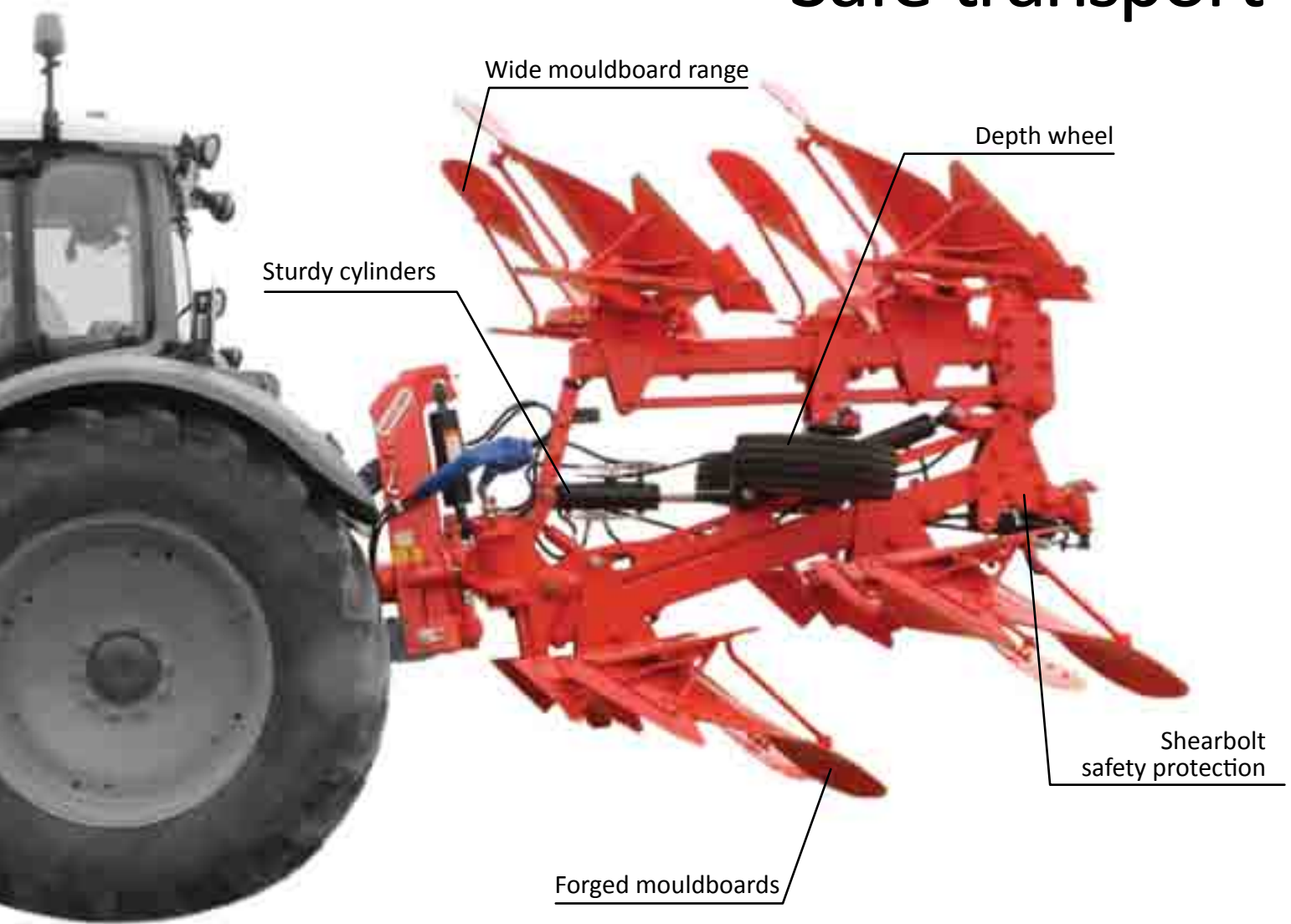
## MINIMUM WEAR

The bodies are fixed to the frame by 5 hole plates externally bolted. The articulation points of the regulation brackets consist of a robust 20-24 mm bolt and two tempered bushings.





# Safe transport



## FOLDING

Maschio offers a brand new range of folding mounted ploughs with both “by pass” or “vario” working width adjustment systems. The folding point placed after the second or the third body makes it easier and safer for road transport and sets the center of gravity forward reducing stress on the rear tractor axle. All models are available with a shearbolt safety system or a hydro-pneumatic system and with a number of furrows from 3 to 5+1.



further information

## RANGE FEATURES

Model		PIETRO	PIETRO VARIO	PIETRO NS	PIETRO VARIO NS
Size		M-L-XL	L-XL	L	L
Frame	cm	140-140-150	140-150	140	140
Underbeam clearance	cm	80-90-95	80/90-95	80-90	80-90
Inter-body space	cm	85/95-95/105/115-105/115	95/105/115-105/115	85/95/105	85/95/105
Number of bodies		3/4+1 - 3/4+1 - 3/5+1	3/4+1 - 3/5+1	3/4+1	3/4+1
Category		III	III	III	III
Working width		30/45-35/50-35/50	35-40-45-50	35-40-45-50	25-50
Shearbolt protection		●	●	—	—
Non stop protection		—	—	●	●
Tractor power	hp	120/160-140/230-180/350	120/160-140/230-180/350	100/230	100/230
On-furrow		●	●	●	●
On-land		—	—	—	—
Manual length regulation		●	—	●	—
Hydraulic length regulation		—	●	—	●

● standard ○ upon request — not available

# Rotary tillers

The Maschio rotary tillers have been representing a professional tool for all farmers for 50 years. The robust concept of the structure and mechanics assure reliability and performance which last in time.



L



W



A



E



H



U



B



C





SC



SC COBRA



G



PUMA



PANTERA



AZ



DIANA





# Fixed rotary tillers

up to 80 hp



## GNL SEAL

Rotary tillers (H, SILVA, DIANA, U, B, C, SC, G, PUMA and PANTERA) are equipped with “duo cone” amphibious mechanical sealing system. The machines can thus work in every condition (mud, dust or submerged) guaranteeing high performance and lasting reliability.

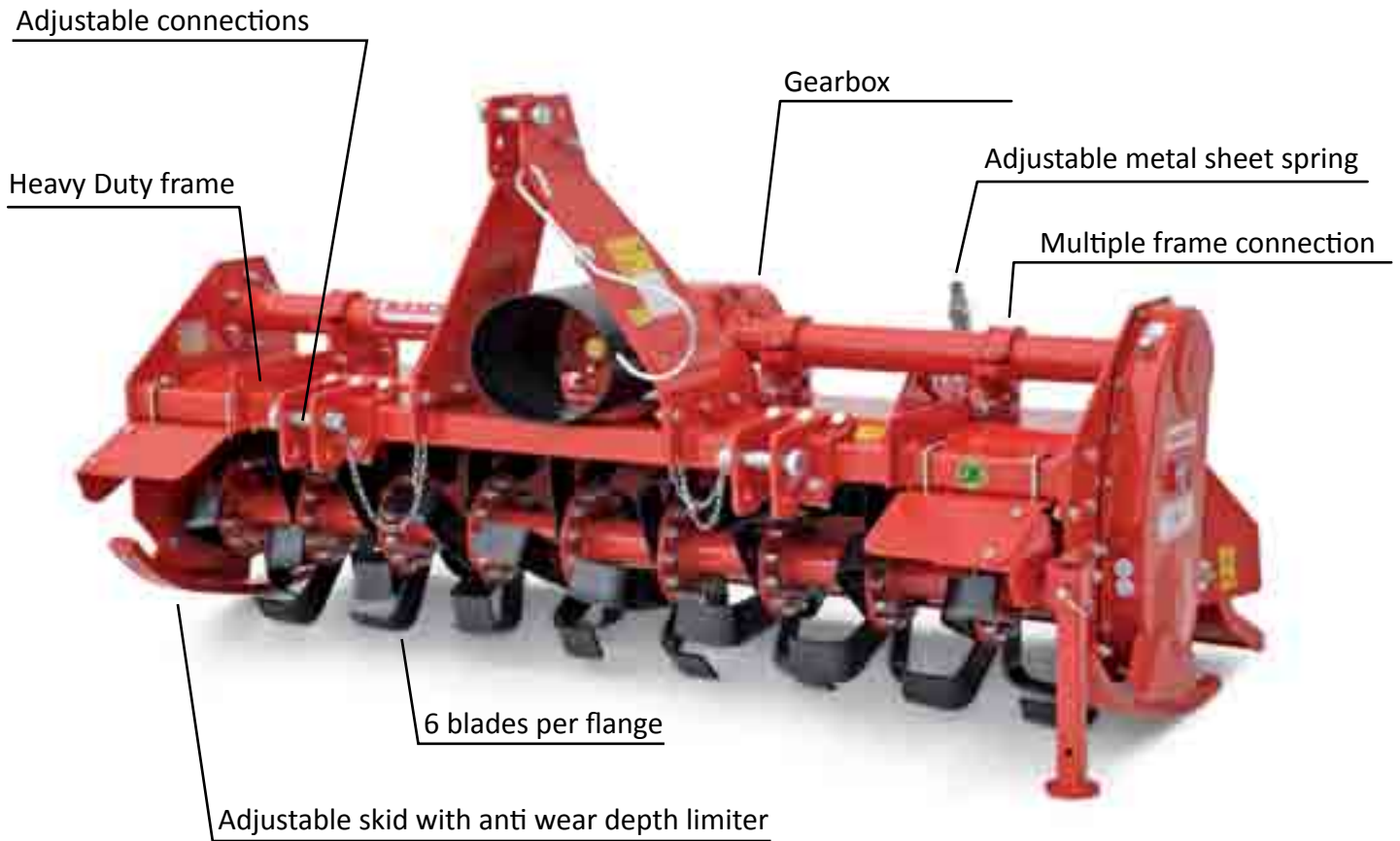
## DEPTH: UNDER CONTROL!

The Maschio rotary tillers are all supplied with multiple depth adjustment skids. This system ensures a precise regulation of working depth.





# Suited for every ground



## H

This model is particularly sturdy because its construction and accessories are typical of larger models, and adapts well to different types of soil. On request it can be supplied with a multi speed gearbox; gear side transmission and “duo cone” waterproof sealing are standard features!



further information

### RANGE FEATURES

Model		L	W	A	E	H	U	AZ	SILVA	DIANA
Working width	cm	85-105-115-125	105-125-145-165	100-120-140-160-180	120-140-160-180	125-145-165-185-205	130-140-155-180-205-230	145-165	160-185-210	160-185-210
Weight	kg	124-132-140-148	170-194-218-242	230-250-275-285-310	263-285-307-329	280-302-324-346-368	380-400-420-460-500-550	303-330	500-550-595	545-570-610
Category		I	I	I   I   II   II	I   I   II   II	I   I   II   II	II	I	II	II
Tractor power	hp	10-25	15-40	30-60	30-60	30-60	35-80	35-50	40-80	40-80
PTO shaft shearbolt protection		●	—	○	○	—	—	●	—	—
Cardan with clutch		○	●	●	●	●	●	○	●	●
Chain transmission		●	●	●	●	○	○	●	—	—
Gear transmission		—	○	○	○	●	●	—	●	●
Transmission speed		540 rpm	540 rpm	540 rpm	540 rpm	540 rpm	540 rpm	540 rpm	540 rpm	540 rpm
Single speed reducer		●	●	●	●	●	—	●	—	●
Gearbox		—	—	—	—	○	●	—	●	—
Adjustable third point		mech.	mech.	—	mech.	—	—	hyd. auto.	hyd. manual	hyd. auto
4 blades per flange		●	●	●	●	—	—	●	—	—
6 blades per flange		—	○	○	○	●	●	○	●	●
Max work depth	cm	16	18	20	20	22	22	20	22	22
Rollers		—	—	—	—	—	○	—	—	—

● standard ○ upon request — not available

# Fixed rotary tillers

Up to 250 hp



## MADE IN MASCHIO

All the most important components (frames, gearboxes, transmissions, rotors, blades...) are designed and produced directly by Maschio in its production plants. This means high and certified quality standards.

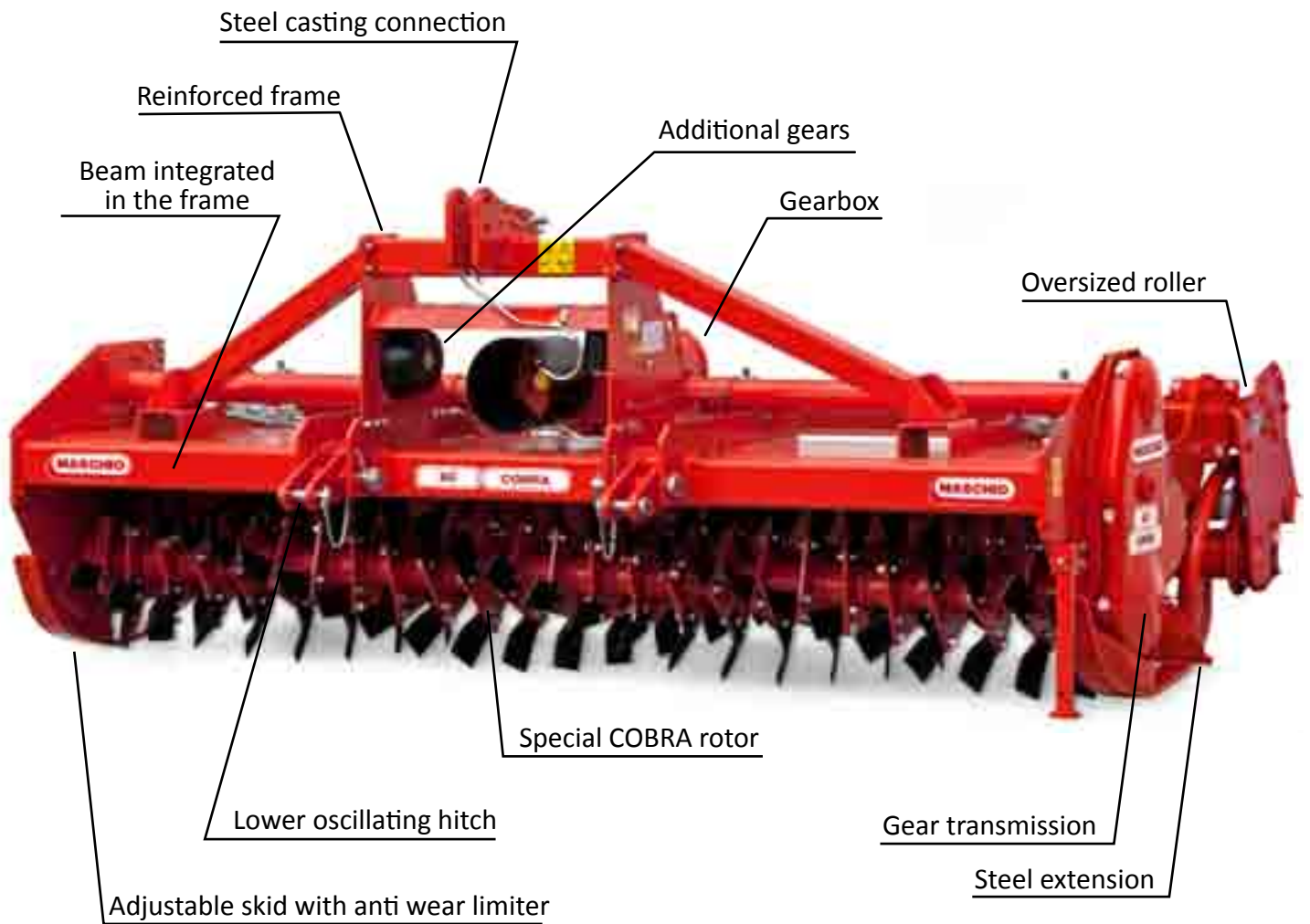
## LEVELLING

The double-effect rod allows to set soil cultivation precisely. It is possible to regulate levelling and the pressure on the ground exerted by the bonnet. The upper spring functions as a shock absorber and buffer during transportation.





# Powerful and efficient



## SC COBRA

This tiller has been designed for professional use and heavy duty applications. With the new mechanical structure and the wide range of accessories it is possible to have high performances on any type of soil. Available in versions with Cobra and Condor rotors for better adaptation to different types of soil and a well-tilled seedbed.



further information

### RANGE FEATURES

Model		B	C	SC	SC COBRA	SC CONDOR	G
Working width	cm	155-180-205-230	205-230-250-280-300	230-250-280-300	250-280-300	250-280-300	300-350-400
Weight	kg	543-615-686-745	720-778-829-925-940	900-960-1030-1100	1326-1417-1491*	1286-1377-1451*	1460-1608-1756
Category		II	II	II	II	II	II-III
Tractor power	hp	45-100	60-130	90-170	100-170	100-170	180-250
Cardan with clutch		●	●	●	—	—	—
Cam clutch PTO shaft		—	○	○	●	●	●
Chain transmission		—	—	—	—	—	—
Gear transmission		●	●	●	●	●	●
Transmission speed		540 rpm	540-1000 rpm	540-1000 rpm	540-1000 rpm	540-1000 rpm	1000 rpm
Single speed reducer		—	—	—	—	—	—
Gearbox		●	●	●	●	●	●
Adjustable third point		—	—	—	—	—	—
4 blades per flange		—	—	—	●	—	—
6 blades per flange		●	●	●	—	—	●
Max work depth	cm	27	27	28	26	26	30
Rollers		○	○	○	●	●	○

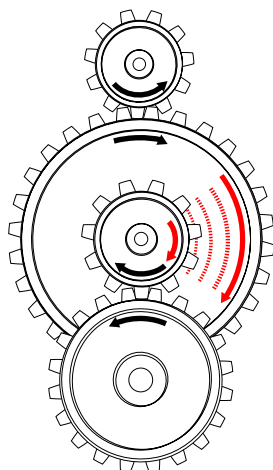
● standard ○ upon request — not available \*with cage roller

# Folding tillers



## RELIABLE TRANSMISSION

The special epicyclic lateral drive with 4 gears matches excellent reliability and strength in a compact design. The stainless steel carter contains lubricating oil and has a structural function for the transmission.



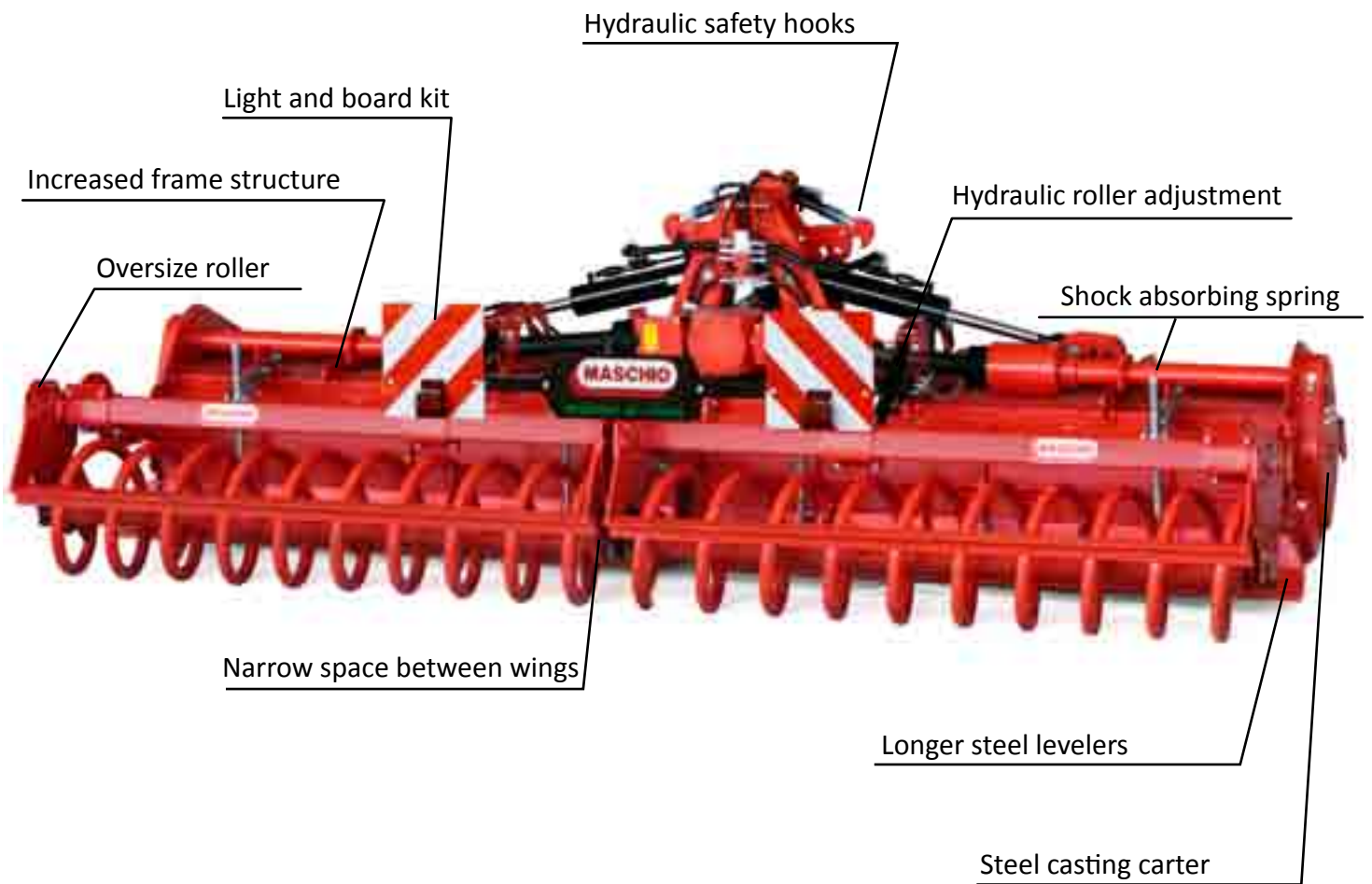
## PERFECT LEVELLING

The levelling bar and roller are oversized in order to level and refine the seed bed. These solutions ensure perfect and uniform soil levelling.





# Compact design



## PUMA

Folding rotary tiller suggested for medium-large farmers and contractors. It ensures high level of soil crumbling and good time performances. Thanks to a narrow transport width and a compact structure, PUMA can be easily moved. Its moderate weight allows the combination with medium power tractors.



further information

### RANGE FEATURES

Model		PUMA	PUMA COBRA	PANTERA	PANTERA COBRA	PANTERA 2.0
Working width	cm	320-370-420	320-370-420	420-470-520-570	420-470-520-570	420-470-520-570-620
Weight	kg	1830-1920-2180*	1920-2200-2420*	2600-2800-3100-3700*	2600-2800-3100-3700*	3200-3480-3720-3970-4250*
Transport width		250	250	250	250	250
Category		II	II	III	III	III-IV
Tractor power	hp	120-200	130-200	160-300	160-300	220-350
Cardan with clutch		—	—	●	●	—
Cam clutch cardan		●	●	○	○	●
Gear transmission		●	●	●	●	●
Transmission speed		1000 rpm	1000 rpm	1000 rpm	1000 rpm	1000 rpm
Single speed reducer		●	●	●	●	●
Gearbox		—	—	○	○	○
4 blades per flange		—	●	—	●	—
6 blades per flange		●	—	●	—	●
Max work depth	cm	27	27	29	29	29
Rollers		●	●	●	●	●

● standard ○ upon request — not available \*with cage roller

# Power harrows

Maschio power harrows: a manufacturing approach based on 4 rotors every 3 feet which guarantees excellent soil preparation and reduces tractor power consumption. The double casing and the well-spaced bearing-toothed wheel-bearing structure, form the skeleton of a robust and resistant body able to withstand shocks and twisting.



PONY



DELFINO



DELFINO S



DRAGO



EROE



DOMINATOR



ORSO



TARZAN





CORVO



FALCO



GABBIANO



AQUILA



TORO



JUMBO





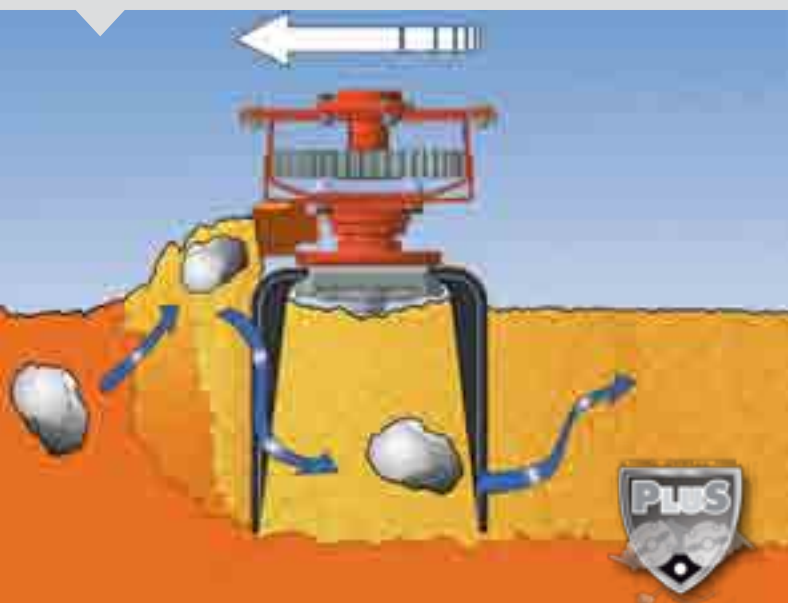
# Fixed power harrows

up to 150 hp



## STONE DEFLECTORS

The PLUS stone deflectors protect the transmission from stones and ensure better soil refining. This guard is standard for quick release models.



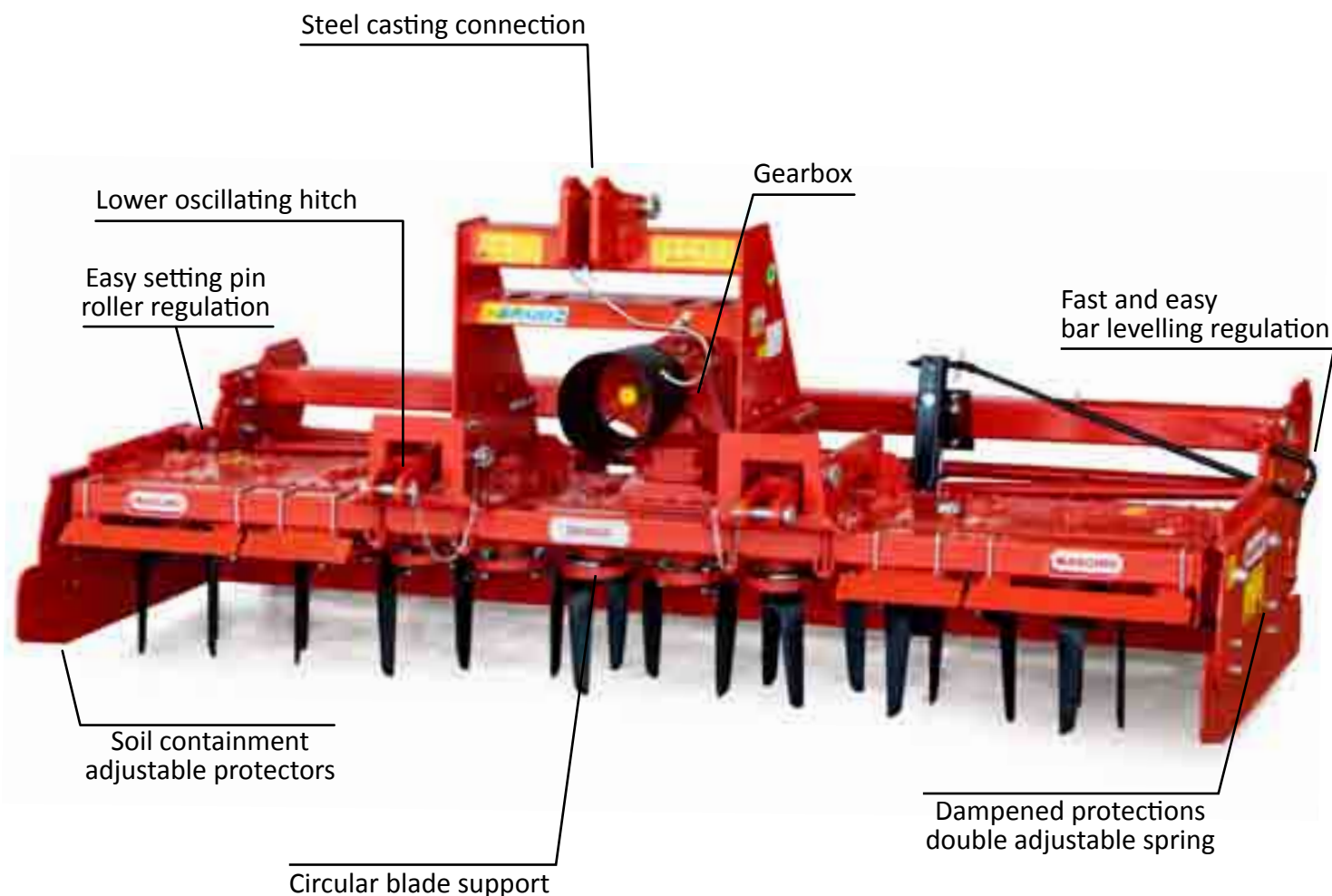
## BLADES GUARANTEED FOR LIFE

The blades are guaranteed for life thanks to the automatized and certified production system. Efficient soil preparation, reduced tractor power consumption and long life are the main features of these important components.





# The best rotation



## DRAGO

Strength, moderate weight, wide range of accessories and the combination with other models makes this machine the best choice for coupling with medium power tractors. High quality double casing and gearbox make this model even more reliable.



further information

### RANGE FEATURES

Model		PONY	DELFINO	DELFINO SUPER	DRAGO	DRAGO RAPIDO	EROE
Working width	cm	90-110-125-145-160-180-200	130-150-180-200	230-250-300	250-300	250-300	300
Weight	kg	230-250-278-292-314-344-355*	441-516-574-640*	758-818-939*	1058-1178*	1138-1278*	1320
Category		I	I I II II	II	II	II	II
Tractor power	hp	14-50	30-100	65-130	80-150	80-150	80-150
PTO shaft shearbolt protection		●	●	●	—	—	—
Cardan with clutch		○	○	○	●	●	●
Cardan with cam clutch		—	—	—	○	○	○
Transmission speed		540 rpm	540 rpm	540 rpm	540-1000 rpm	540-1000 rpm	540-1000 rpm
Number of blades		10-12-14-16-18-20-22	10-12-14-16	18-20-24	20-24	20-24	20-24
Single speed reducer		●	●	●	—	—	—
Gearbox		○	○	○	●	●	●
Max work depth	cm	16	28	28	28	28	28
Levelling bar		○	○ no 130	○	●	●	●
Pin roller adjustment		—	●	●	●	●	●
Mechanical roller adjustment		●	○	○	○	○	—
Hydraulic roller adjustment		—	○	○	○	○	—
Stone deflectors		—	○	○	○	●	●

● standard ○ upon request — not available \*with cage roller

# Fixed power harrows

up to 250 hp




## QUICK (RAPIDO SYSTEM)

The patented quick blade release system allows to replace blades in a few seconds. The blades are fixed with a tempered pin which assures reliability in every work condition.



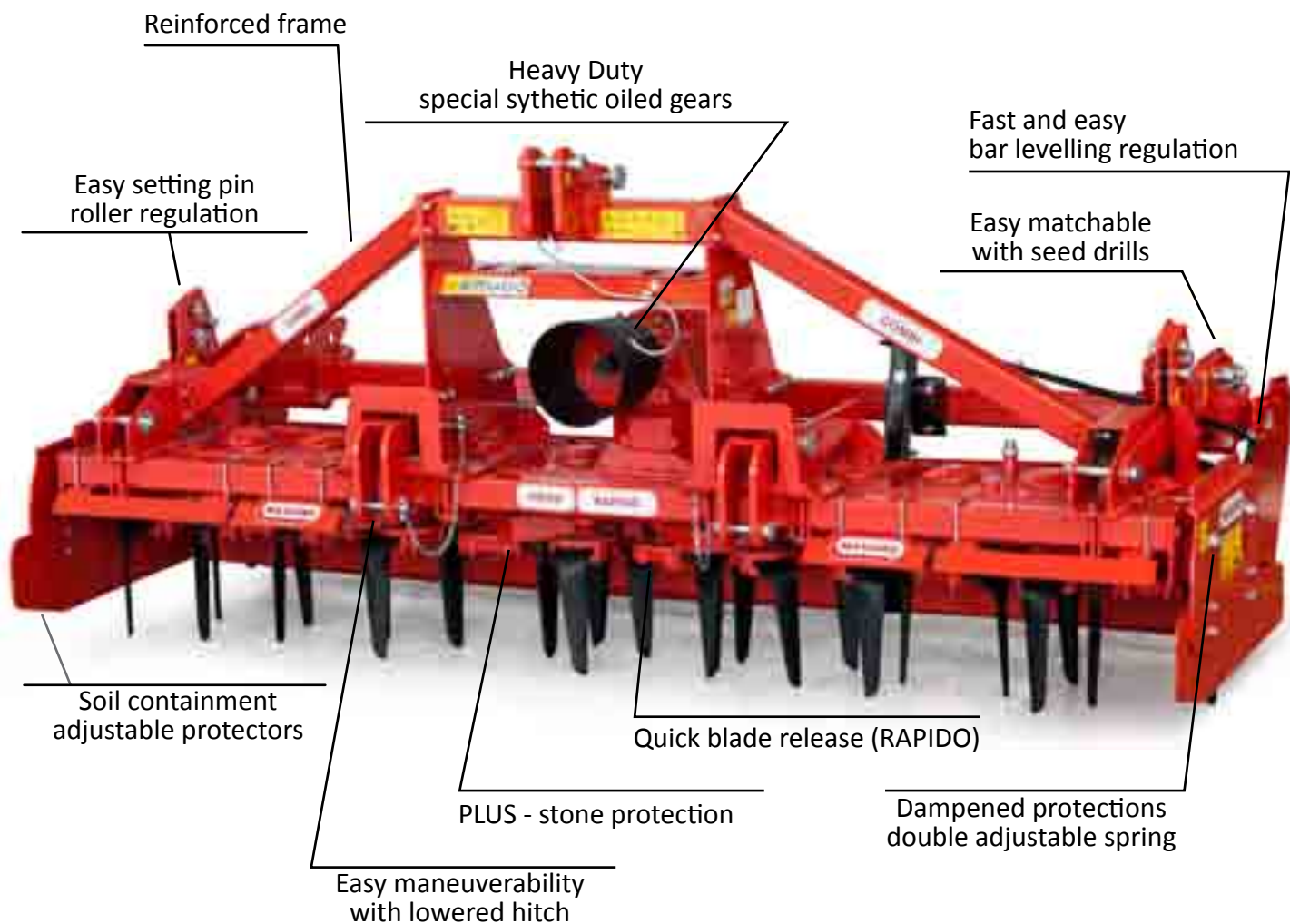
## DOUBLE CASING

The double casing high strength steel structure (6 mm + 5 mm) guarantees the high reliability of all mechanical components. The external layer protects the machine from stones and prevents possible damages.





# Unstoppable



## ORSO

With this model Maschio introduces the new swiveling roller bearings for harrows. Compared to roller and tapered bearings, these ensure higher resistance. Used for continuous heavy duty work, typical for subcontracting and tenacious grounds. The mechanical strength is proven by severe tests done inside stone quarries.



further information

### RANGE FEATURES

Model		DOMINATOR	DOMINATOR RAPIDO	ORSO RAPIDO	TARZAN
Working width	cm	300-350-400	300-350-400	300-350-400-450	180-200
Weight	kg	1234-1371-1500*	1324-1469-1605*	1485-1630-1765-1945*	1058-1178
Category		II	II	II	II
Tractor power	hp	120-180	120-200	120-250	70-180
PTO shaft sherabolt protection		—	—	—	—
Cardan with clutch		●	●	●	●
Cardan with cam clutch		○	○	○	—
Transmission speed		540-1000 rpm	540-1000 rpm	540-1000 rpm	540-1000 rpm
Number of blades		24-28-32	24-28-32	24-28-32-36	14-16
Gearbox		●	●	●	●
Max work depth	cm	28	28	28	28
Levelling bar		●	●	●	●
Pin roller adjustment		●	●	●	—
Mechanical roller adjustment		○	○	○	—
Hydraulic roller adjustment		○	○	○	—
Stone deflectors		○	●	●	●

● standard ○ upon request — not available \*with cage roller

# Folding power harrows

up to 280 hp



## PERFECT LEVELLING

The levelling bar installed on the roller can be easily adjusted and does not need further settings when depth varies. The mechanical adjustment is fast, precise and safe for the operator.

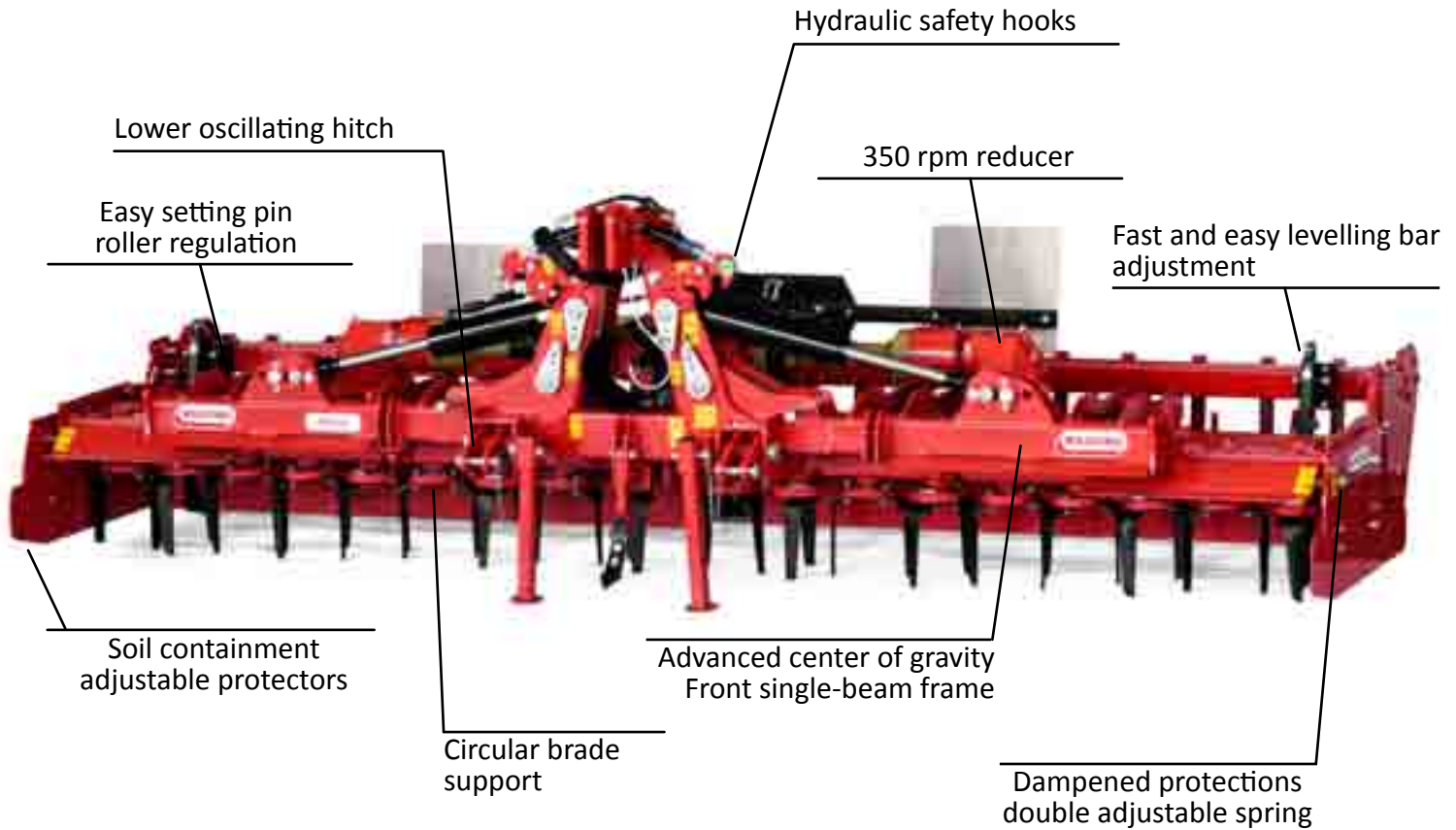
## SINGLE BEAM FRAME

The front single beam frame is made of high resistant and elastic materials. The folding system is hydraulically controlled and the frame helps to prepare the soil thanks to a floating system which uniform depth also on non-levelled terrain.





# It folds but doesn't break



## FALCO

This power harrow is indicated for medium-large farmers. Reliable, strong with moderate weight, it is compatible with tractors from 110 to 200 hp. This model is combinable with the GASPARDO pneumatic seed drill CENTAURO.



further information

### RANGE FEATURES

Model		CORVO	FALCO	GABBIANO	GABBIANO SUPER
Working width	cm	300-360-400	360-400-460-500	400-460-500	600
Weight	kg	1530-1670-1790*	1870-1990-2130-2250*	2090-2230-2350*	2610
Category		II	II	II	II
Tractor power	hp	90-140	110-200	120-240	150-280
PTO shaft sherabolt protection		●	—	—	—
Cardan with clutch		○	—	—	—
Cardan with cam clutch		—	●	●	●
Transmission speed		1000 rpm	1000 rpm	1000 rpm	1000 rpm
Number of blades		24-28-32	24-32-36-40	32-36-40	44
Gearbox		—	—	●	●
Max work depth	cm	28	28	28	28
Levelling bar		●	●	●	●
Pin roller adjustment		●	●	●	●
Mechanical roller adjustment		—	—	—	—
Hydraulic roller adjustment		—	○	○	○
Stone deflectors		○	○	○	○

● standard ○ upon request — not available \*with cage roller

# Folding power harrows

up to 450 hp



## BEARINGS

The swiveling bearings ensure high resistance during heavy duty operations. The floating system gives flexibility to the transmission shaft, which becomes more resistant to impacts, typical on stony soils.

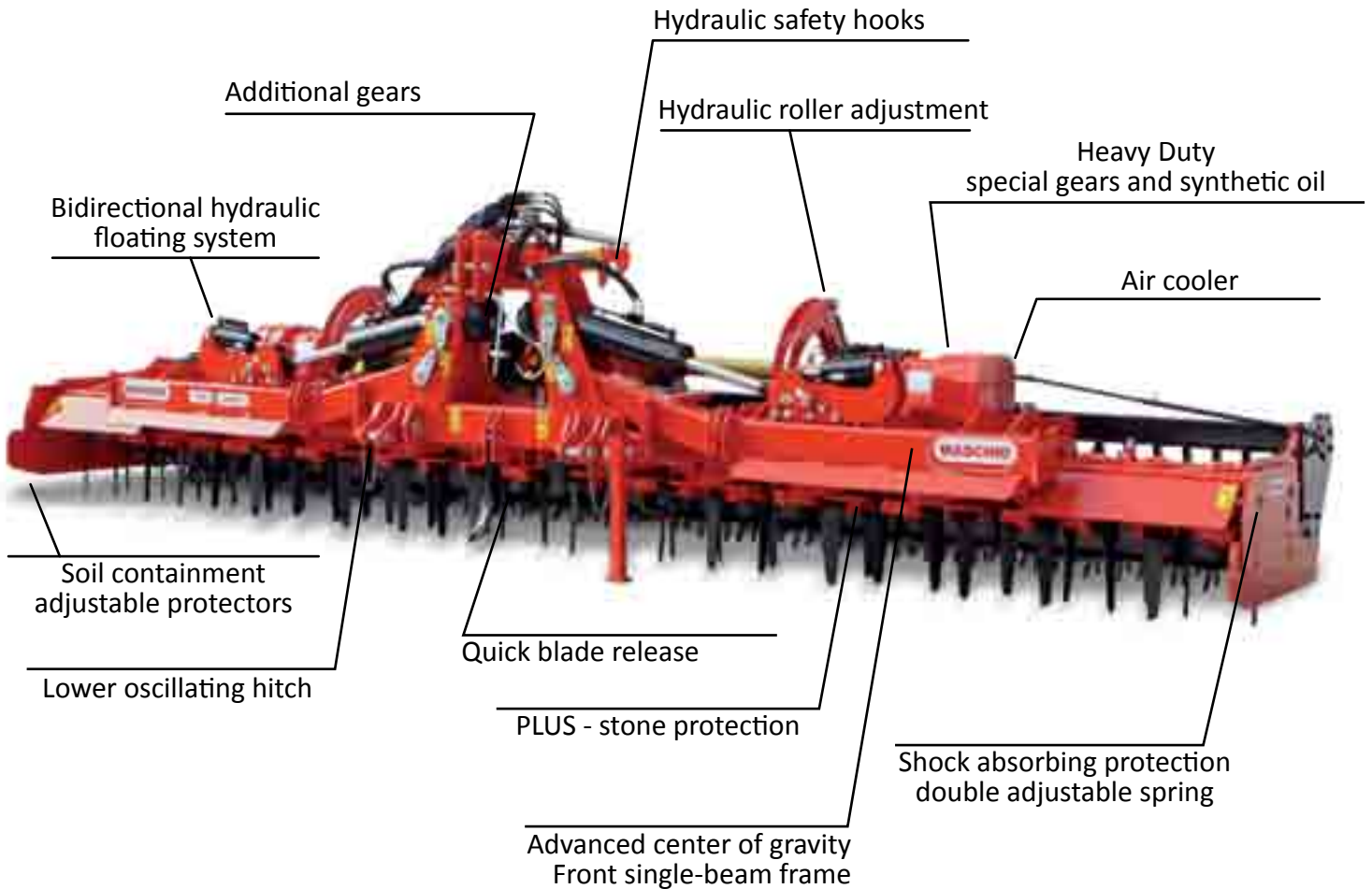
## DOUBLE CLUTCH

The cam clutch system, placed on side gearboxes, ensures efficient transmission protection. The quick fastening protection and the low maintenance PTO shafts allow to limit ordinary maintenance costs.





# Many features



## TORO

This is the newest MASCHIO folding power harrow, designed for heavy duty applications and for tractors with power up to 380 hp. TORO is equipped with the new swiveling roller bearings and is suitable for continuous works even on most hard and stony soils. Low maintenance and high performances are always guaranteed. This machine is the best choice to meet the requirements of large contractors and farmers.



further information

### RANGE FEATURES

Model		AQUILA	AQUILA RAPIDO	TORO RAPIDO	JUMBO RAPIDO	TARZAN
Working width	cm	400-460-500-600	400-460-500-600	460-500-600-700	600-700-800	600
Weight	kg	2040-2348-2688-3028*	2416-2780-2950-3287*	2880-3050-3385-3883*	3850-4300-4750*	3000
Category		III	III	III	III-IV	III
Tractor power	hp	150-300	150-300	150-380	250-450	150-300
PTO shaft shebolt protection		●	●	●	●	●
Transmission speed		1000 rpm	1000 rpm	1000 rpm	1000 rpm	1000 rpm
Number of blades		32-36-40-48	32-36-40-48	36-40-48-56	48-56-64	48
Gearbox		●	●	●	●	●
Max work depth	cm	28	28	28	28	28
Levelling bar		●	●	●	●	●
Pin roller adjustment		●	—	—	—	—
Hydraulic roller adjustment		○	●	●	●	—
Stone deflectors		○	●	●	●	●

# Pull-type cultivators

The seedbed preparation is fast and efficient with MASCHIO subsoilers. They match deep hard pan breaking and soil levelling. Solidity and attention to the details are the essential features of these equipments.



PINOCCHIO



ATTILA



ARTIGLIO



MAGNUM



DIABLO



TERREMOTO 3



DRACULA



GRANCHIO





GRATOR

SANDOKAN

PRESTO

PRESTOFOLDING

UFO

UFO FOLDING

HS





# Fixed subsoilers

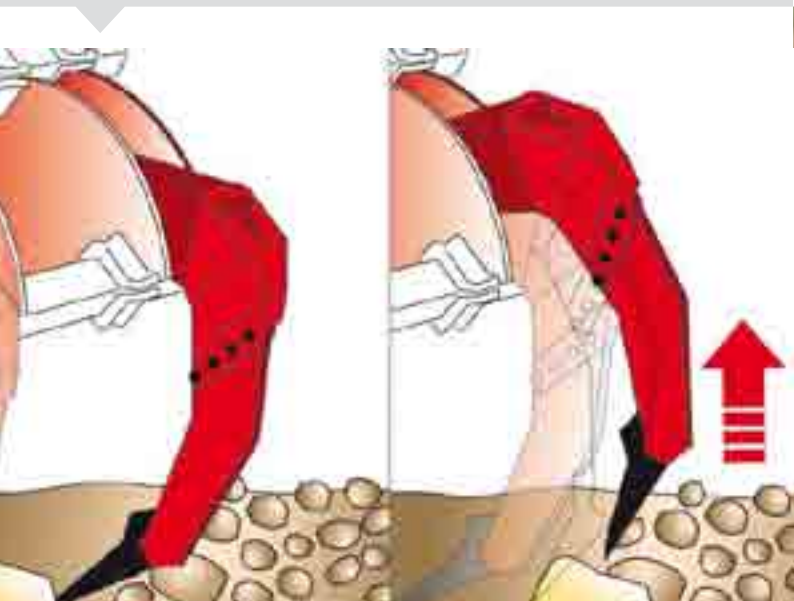


## HYDRAULIC NON STOP

Thanks to the safety system with a nitrogen accumulator the tine can overcome obstacles without damages. With the automatic reset the working position is restored as soon as the stone has been overcome.

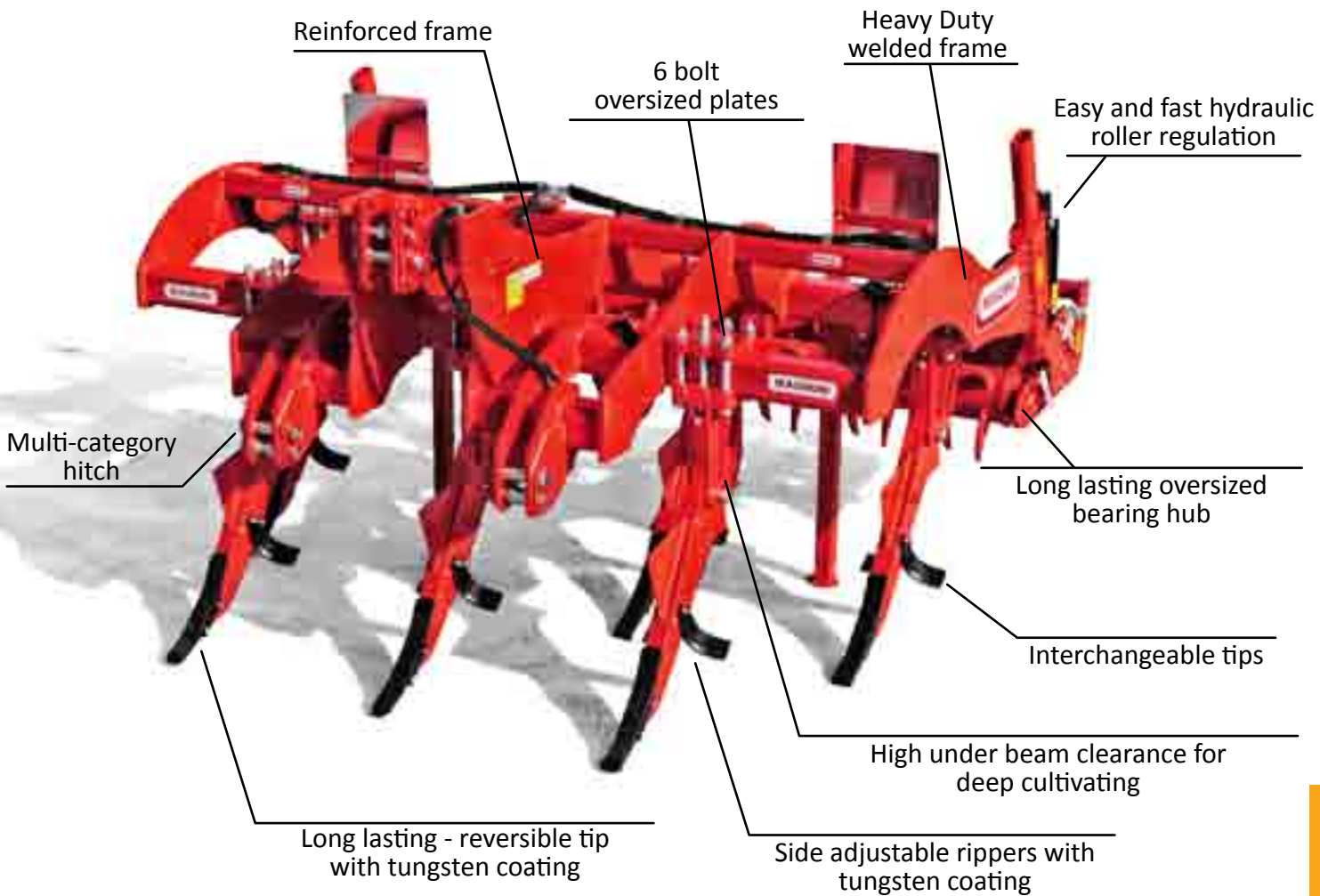
## LEVELLING AND REFINING

The double spike rear roller ensures soil levelling and clods breaking. The special counter-rotation of the rollers is generated without additional energy. The spikes are produced by a forging process, which makes them long-lasting and tough.





# Disruptive



## ARTIGLIO MAGNUM

The ARTIGLIO MAGNUM model can work at adjustable depths (from 25 to 70 cm). The long tines allow deep breaking up by maintaining high ground clearance, which prevents soil and residues clog formations. Thanks to the Heavy Duty frame the machine can be used in combination with high power tractors.



further information

### RANGE FEATURES

Model		PINOCCHIO	ATTILA	ATT. HYDRO	ARTIGLIO	MAGNUM	ART. HYDRO
Working width	cm	130-170-200-250-250-300	250-300-400	250-300-400	250-300-300-400-400-500	250-300-300-400-400	250-300-400
Weight with roller	kg	850-1065-1130-1200-1360-1460	1370-1510-1760	2730-3235-4290	1940-2100-2270-2760-2930-3370	2220-2380-2680-3130-3410	2980-3545-4720
Number of shanks		3 5 5 7 7	5 5 7	5 7 9	5 5 7 7 9 11	5 5 7 7 9	5 7 9
Category		II	III	III	III ISO-IV N ISO-ASAE	III ISO-IV N ISO-ASAE	III
Tractor power	hp	70-160	110-200	110-240	150-390	190-400	150-350
Shearbolt protection		●	●	●	●	●	●
Hydraulic non stop		—	—	●	—	—	●
Max work depth	cm	45	45	45	55	70	55
Hydraulic roller regulation		—	○	●	●	●	●

# Folding subsoilers



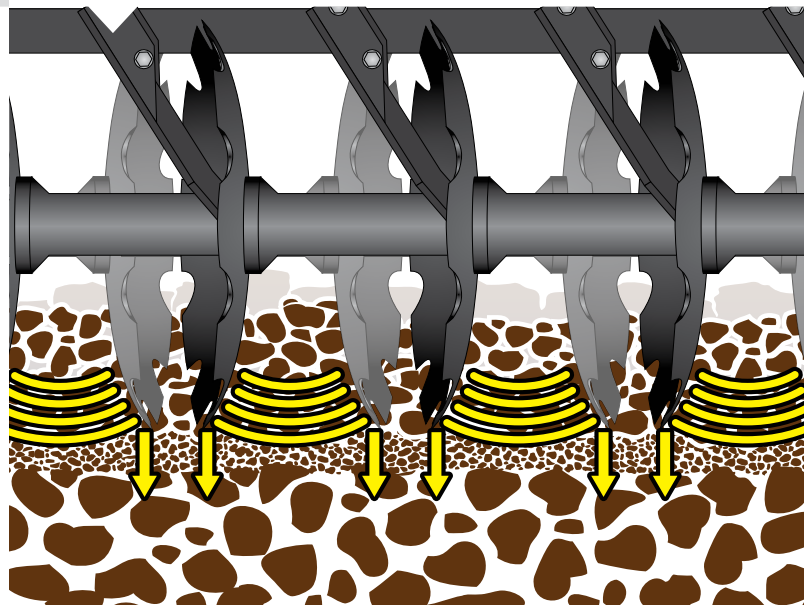
## LONG-LASTING

Front tip, 3" large, shatters compact soil layers and improves shank penetration. It can be easily upset just removing two bolts when one side is wore out. The tungsten coating makes it even more lasting.



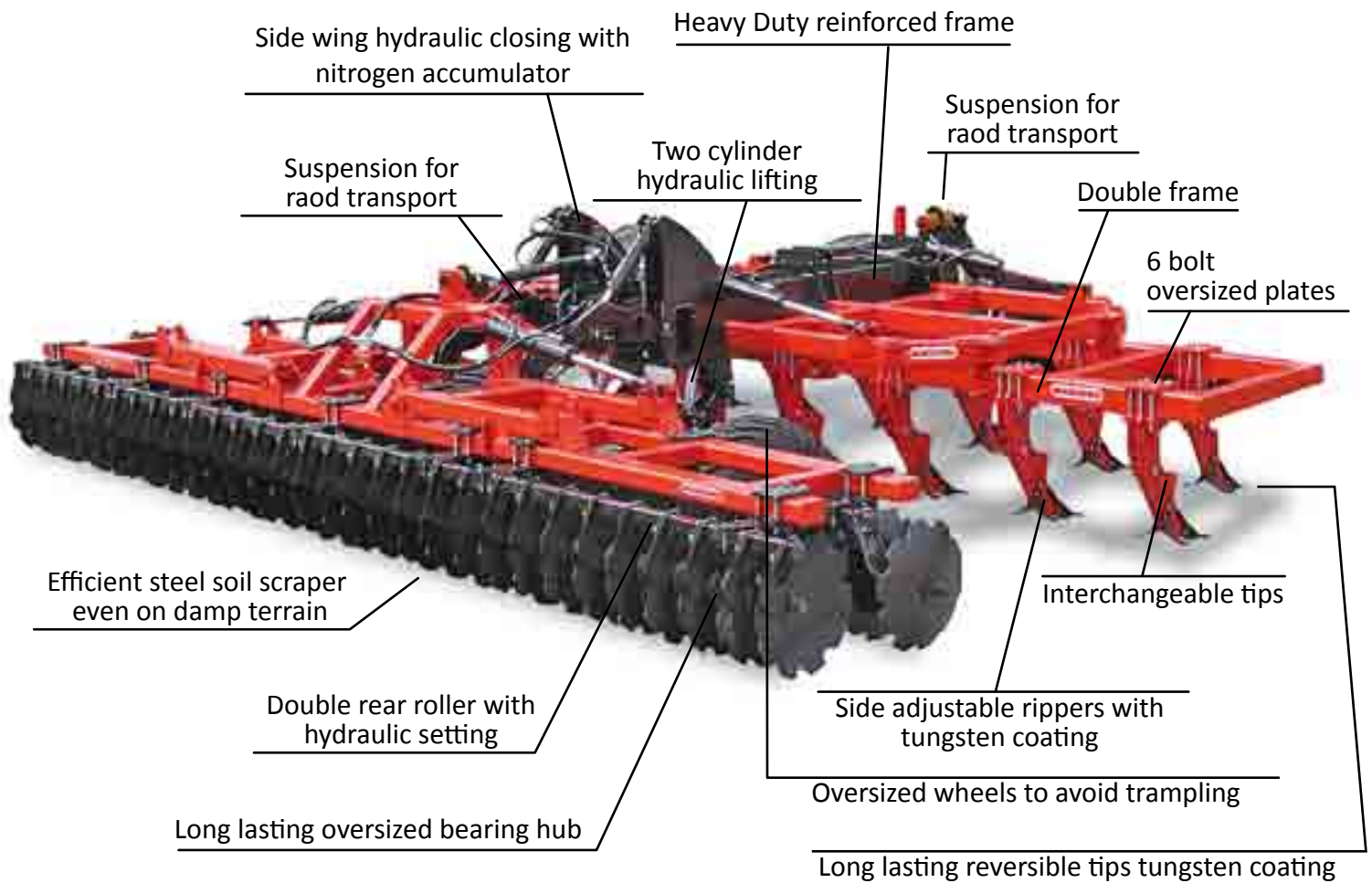
## RECONSOLIDATES THE SOIL

The disc harrow, which controls depth, offers much more: consolidates the soil without surface compacting, clod breaking, seedbed levelling, residue incorporation. These actions allow to restore soil porosity improving capillary water flow and radical plantlet development.





# All-in-one



## DIABLO

DIABLO frame is extremely sturdy! The folding version is equipped with 6 cylinders, 3 per side, that ensure a constant working depth preventing frame oscillations, torsions and then damages. The ground clearance is 35" while the gangs are 49" spaced.



further information

### RANGE FEATURES

#### Model

		DIABLO
Working width	cm	500-600-700
Weight with roller	kg	8600-9370-9900
Number of shanks		11-13-15
Towing eye category		3-4-5-K80-K110
Tractor power	hp	400-600
Shearbolt protection		●
Max work depth	cm	45
Hydraulic disc roller regulation	cm	●
Transport width	cm	320

# Tines cultivators



## EASY SETTING

The working depth adjustment is easy and fast. Roller and levelling bar are linked by a parallelogram and the depth adjustment is set by a pin system.

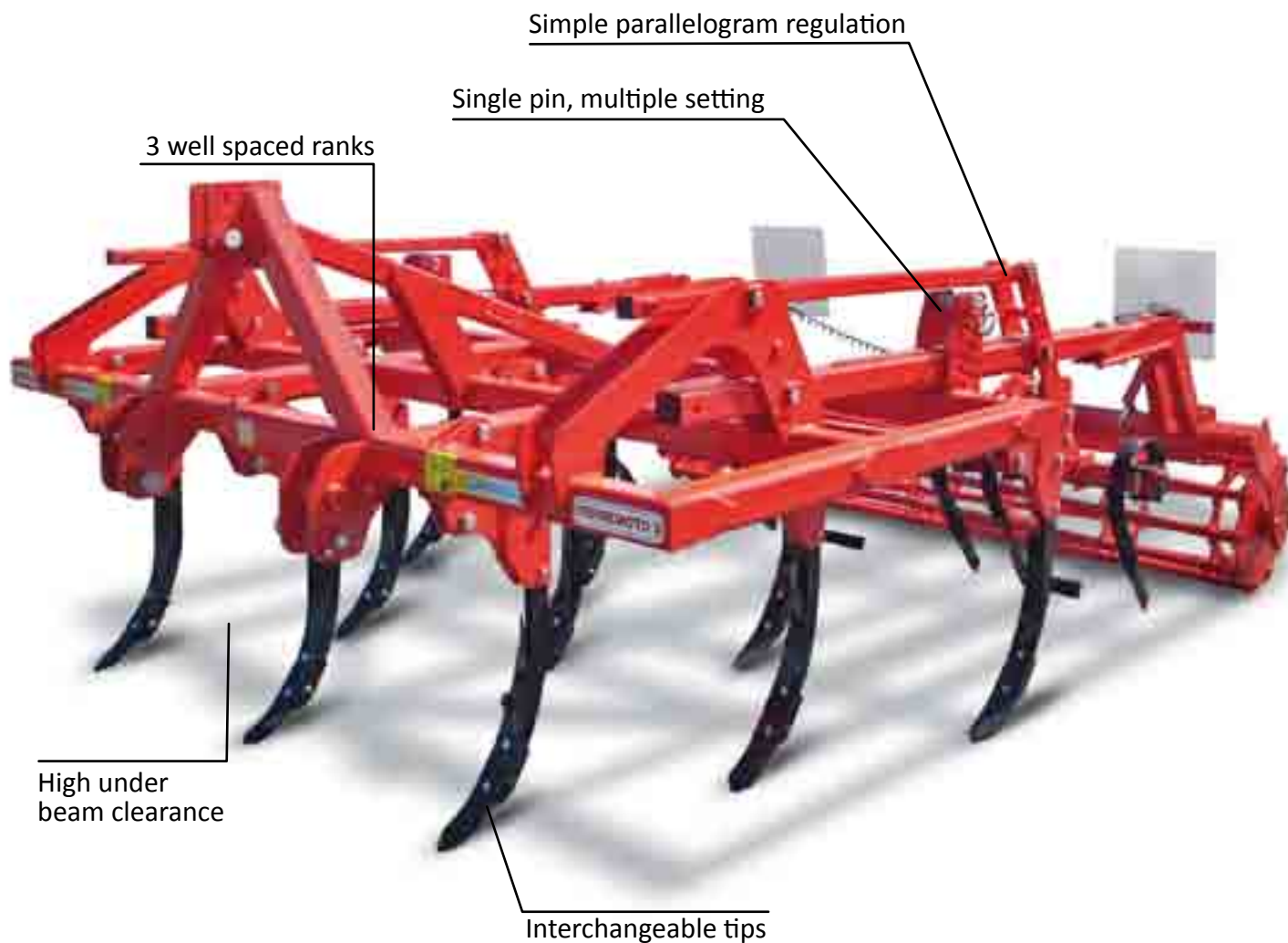
## RESIDUE MIXING

Thanks to tines and tips with a curved profile it is possible to cultivate the whole working width by mixing residues and straw. The 3 well-spaced rows and the high ground clearance ensure fast working speeds even in the presence of large quantities of residue.





# Big bite



## TERREMOTO

The TERREMOTO cultivator is extremely versatile, thanks to its different tine and roller configurations it can fit with different soils and working conditions.



further information

### RANGE FEATURES

Model		TERREMOTO 3	TERREMOTO 3 FOLDING	DRACULA
Working width	cm	230-300-350	400-500	600
Total width	cm	230-300-350	300	300
Number of shanks		7-10-12	13-16	13
Number of discs		—	—	26
Category		III	III	ø 80 mm
Tractor power	hp	70/180	170/300	350/500
Shearbolt protection		●	●	●
Non stop springs		○	○	●
Max working depth	cm	25	25	30
Weight	kg	1235-3623	2880/7380	9500

# Seedbed cultivators



## FLEXIBLE TINE

The special coil spring tine promotes a continuous vibration that improves weed control and soil refinement.

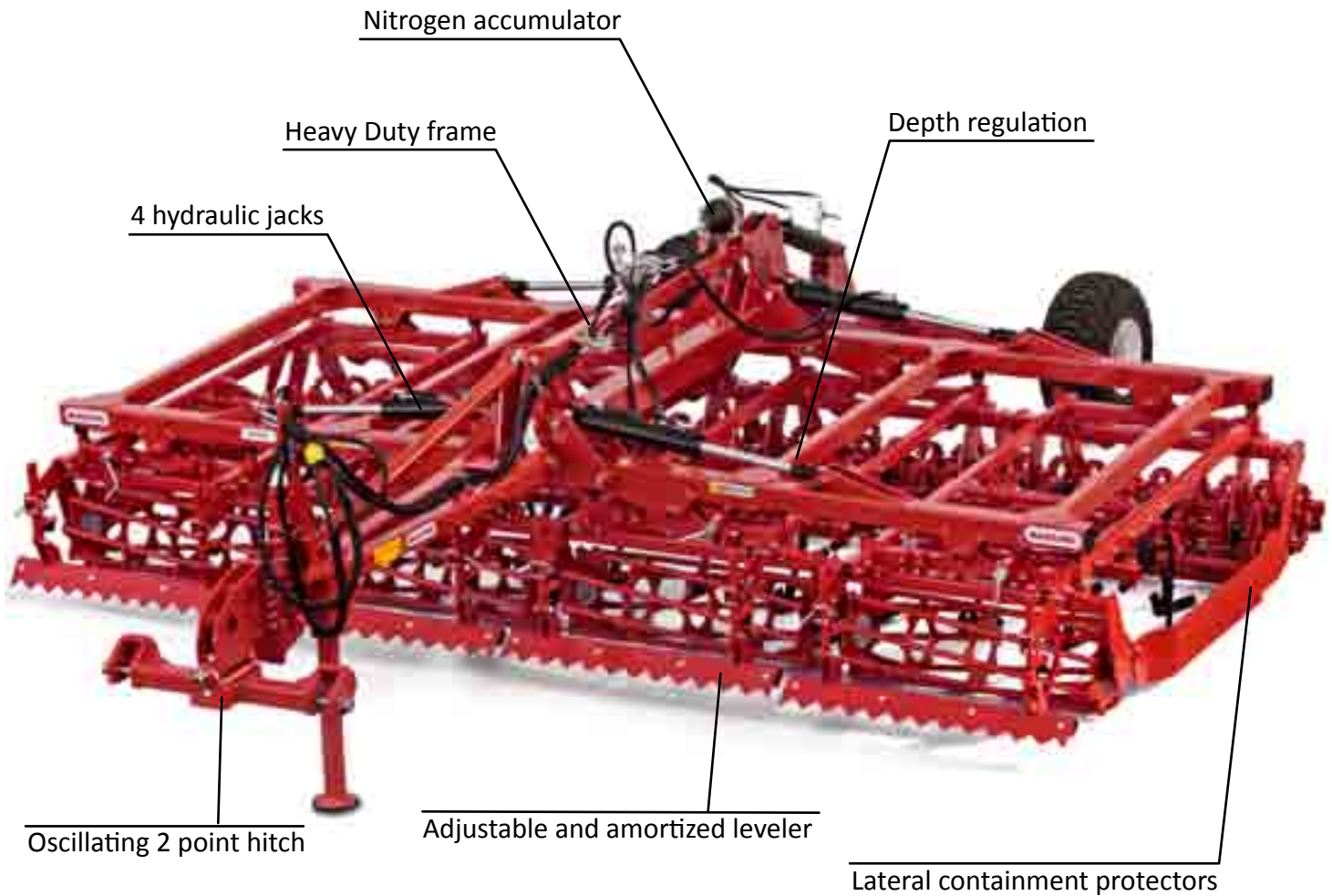
## PERFECT SEEDBED

The rollers on the front and on the back produce a perfect seedbed. High working speed positively influences the soil refinement.





# Feared by every field



## SANDOKAN

The foldable frame with nitrogen accumulator allows a constant working depth even on hilly soil. The two machine sections are independent. The flexible tines avoid frame damages even on stony soils.



further information

### RANGE FEATURES

Model		GRANCHIO	GRATOR	SANDOKAN
Working width	cm	600	250-300-450-600-900-1200	400-500-600
Transport width	cm	250	250-300-250-250-350-350	300
Number of springs		25	25-29-46-61-91-121	16-20-24
Connection type		2P	3P (250-300-450-600) - 2P (900-1200)	2P
Category		III	II (330-450-600) III/IV (900-1200)	III ISO/ASAE E K700
Tractor power	hp	200/250	70/340	120/190
Max working depth	cm	10	10	10
Depth wheels		—	10,0/80-12	—
Transport wheels		15,5/80 - 15,3	500/45-22,5 (900-1200)	400/60-15,5

# Disc cultivators



## CULTI HUB


The culti hub is an oversized solution that guarantees the maximum reliability and durability working on every soil condition. Thanks to the heavy duty dual roll bearing it can bare shocks and high load typical of hard and rocky soil conditions. The long life comes from the perfect oil lubrication. The dual cone sealing system allows use of oil and makes the hub totally water and dust proof, maintenance free and long lasting.

## LARGE DIAMETER NOTCHED DISCS

Discs with a curved profile allow to incorporate any type of residue thus cultivating the entire work width. High ground clearance can make the machine work well even at high speeds and when abundant residue is present.







## PRESTO FOLDING

Available in trailed or mounted versions. The frame folds and floats thanks to the robust central hinges. The structure with independent sections can follow perfectly every soil profile.



further information

## RANGE FEATURES

Model		PRESTO	PRESTO FOLDING		UFO	UFO FOLDING
			MOUNTED	TRAILED		
Working width	cm	250-300-350-400	400-500-600	400-500-600	250-300-400	400-450-500-600
Transport width	cm	250-300-350-400	250-300-300	300-300-300	285-300-430	300
Disc diameter	mm	460	460	460	610	610
Number of discs		20-24-28-32	32-40-48-32-40-48	32-40-48-32-40-48	20-24-32	32-36-40-48
Category		II^ III^N	III^N ISO - III ISO/ASAE E K700	III^N	III^N	III ISO/ASAE E K700
Tractor power	hp	80/150	120/140	120/140	110/200	160/360
Max working depth	cm	10	10	10	12	from 6 to 12
Wheels		—	400/60-15,5	400/60-15,5	—	400/60-15,5 (400-600) 500/45-22,5 (500-600)
Silent block		●	●	●	—	—
Vibrating spring		—	—	—	●	●
Cultihub		—	—	—	●	●

# Strip tiller



## HEAVY DUTY SHANK

The Heavy Duty shank, made of tempered boron steel, breaks up and refines soil up to 10" depth. Rear distributor delivers fertilizer into furrow.

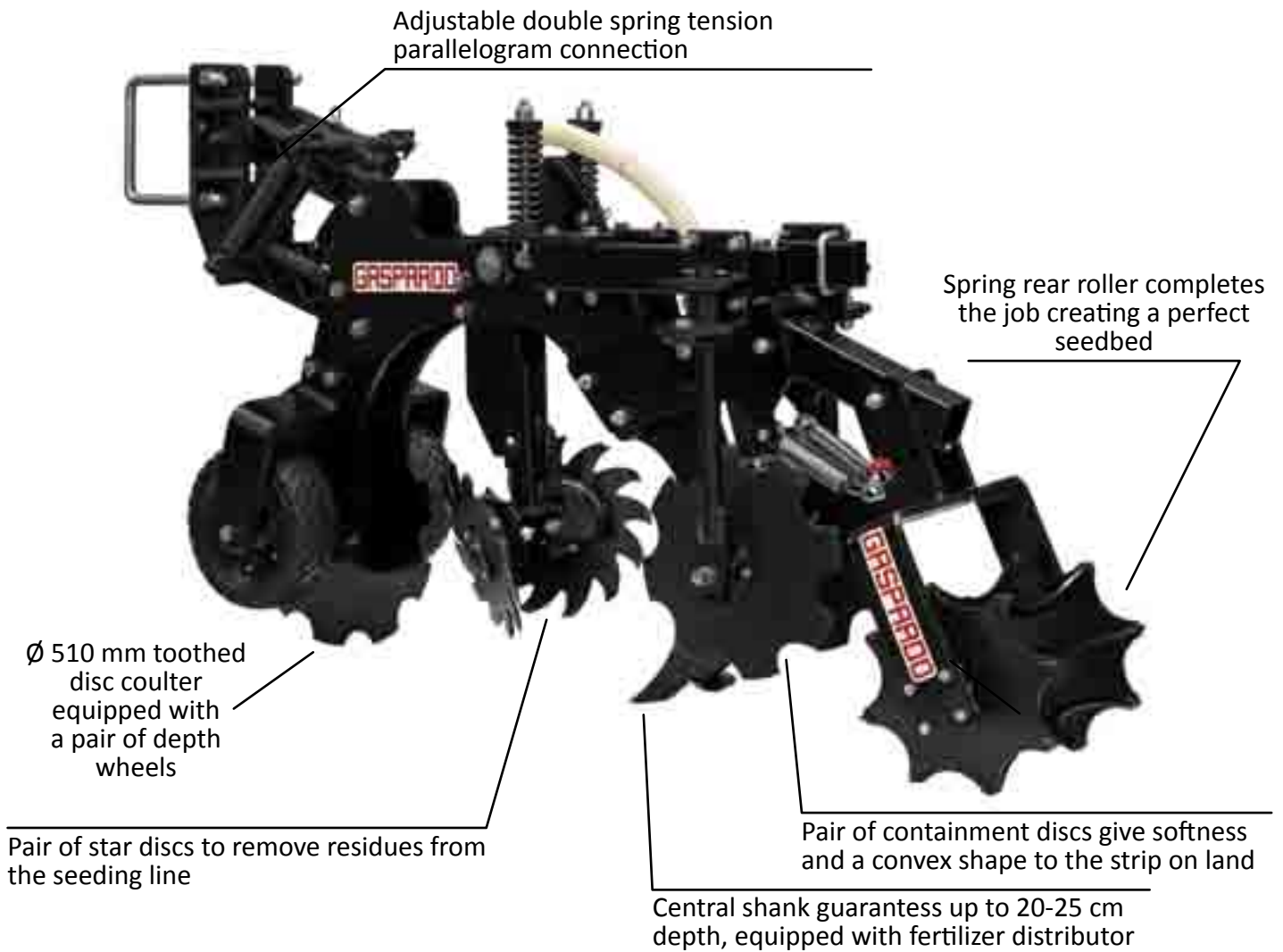
## LOCALIZED FERTILIZATION

Localized fertilizer gives a significant benefit in terms of results and yields. On-strip distribution reduces rate of fertilizer applied, minimizing wastes. The precise and proven GASPARDO system allows to deliver the proper quantity of granular fertilizer into the tillage strips. Under-row localized distribution can be obtained only with this kind of machineries, and takes much more agronomic benefits than traditional side-row distribution. In first growth stages plants rooting depth is stimulated, making crop more resistant to water stresses!





# Strip cultivator



## ZEBRA

Zebra is a strip cultivator which works only a thin strip of land where seeding will take place during the subsequent planting phases. The inter-row space is left untouched and the residues from the worked rows are pushed towards the unworked rows. At the same time fertilizer can be placed at the bottom of the furrow.



further information



### RANGE FEATURES

Model	ZEBRA
Frame width	300-600
Number of rows	cm 4 - 6 - 8
Inter-row	45-50-70-75
Fertilizer	cm ○
Hitch category	III, 3N, IV, 4N, QUICK-COUPLER
Tractor power	150/400
Weight	hp 1600/5150
Strip width	Kg 25 - 30
Depth	cm 15 - 25
Speedy set	cm ●*

# Precision planting & crop care

Since 1834 Gaspardo designs and manufactures agricultural equipment and follows just one goal: satisfy customer's requests from all over the world. Seeding technology has evolved in a way that it has affected traditional farming, creating machines that can sow without tillage, or reducing it to a minimum; the number of rows used has increased according to risen tractor power. The Company is able to produce machines up to 48 rows to meet the requirements of the biggest farmer. For Gaspardo, innovation is always a key factor.



							
SP	MT	MAESTRA	MTR	ROMINA	REGINA	MARTA	MANTA





MIRKA



RENATA



METRO



SARA



MTE-R



MONICA



MAGICA



# Mounted fixed frame



## SUPER SEAL

The double row ball bearings are oversized and guarantee reliability in the most demanding working conditions including rocky soil. Long life is guaranteed by triple seal protection. The hub is dust proof which makes it ideal to work in wet conditions as well.


## DOUBLE SINGULATION

Singulation is carried out on both sides of the seeding plate holes avoiding seed doubles regardless of inconsistency in shape and size. Singulator adjustment allows delivery with high accuracy even using different hybrids of seeds without seed plate replacement.





# Millimetric



## MTR

The MTR planting unit is the evolution of the MT model which has represented for years precision planting excellence. The MTR infact maintains the same philosophy but with superior operative capabilities thanks to the biggest opener discs in its class, the new multi-set furrow closing device guaranteeing perfect seed covering even in the most challenging conditions; also, the parallelogram is more robust to assure greater stability when working at high speeds.



further information

### RANGE FEATURES

Model		SP	MT	MAESTRA	MTR	MARINA
Frame	cm	190-250-320-420-580	250-280-350-420-440-580	900	250-280-350-420-440-580	520-620
Number of rows		2-4-5-6-8	4-5-6-7-8-12	12-18	4-5-6-7-8-12	6-8
Inter-row	cm	45-75	45-60-75	45-70-75	45-60-75	70-75
Fertilizer		○	○	○	○	○
Category		II	II	III IV (WORK) III (TRANSPORT)	II	III QUICK NITCH
Tractor power	hp	60/100	65/120	180/240	75/130	80/100
Weight	kg	330/930	760/1900	3440/4200	800/2000	2100/2200
Transport width	cm	190-250-320-420-580	250-280-350-420-440-580	320 (TROLLEY)	250-280-350-420-440-580	520-620
Automatic row marker		●	—	—	—	—
Hydraulic row marker		○ ● (8 ROW 75)	●	●	●	●
Hydraulic distributors		—	1	2	1	2
Speedy-set		●*	●*	●*	●*	●*
Fertisystem		—	—	—	—	●
Microgranulator		○	○	○	○	○
Bee safeguard		○	○	○	○	○
Monitor V1200		○	○	—	○	●

● standard ○ upon request — not available \*fertilizer version

# Trailed fixed frame



## PTO SHAFT TRANSMISSION

Forget chains, lubrication and dust wear. No fear while working on high residues, corn stalks can't damage it. The PTO shaft drive guarantees an even seed plate rotation with no maintenance needed. Maximum reliability with user friendly operation!

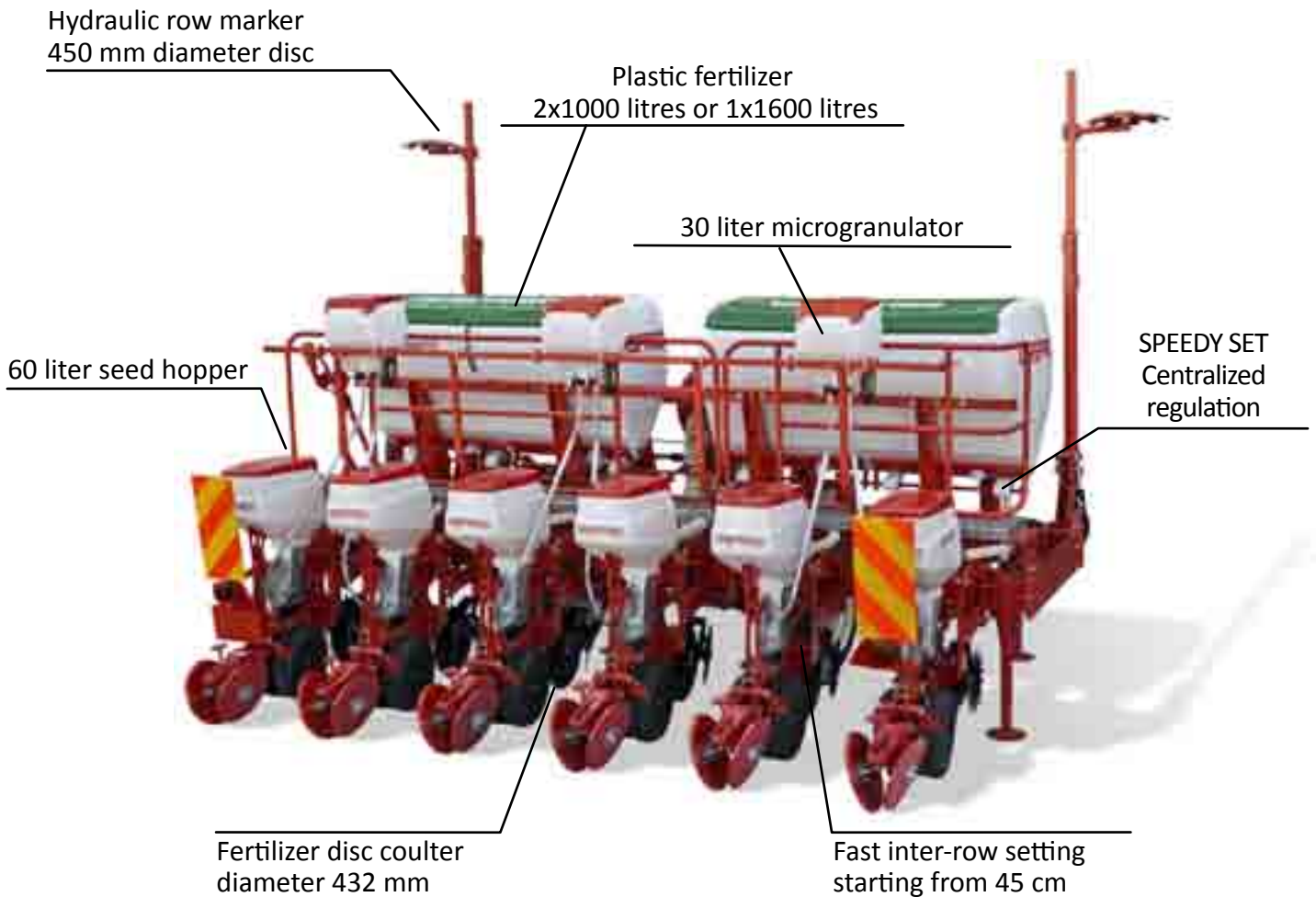
## PRESSURE SYSTEM

Double spring planting unit pressure system with graduated scaling and safety locking device. Adjustable pressure from 170 kg to 300 kg.





# Strong pressure



## REGINA PLANTING UNIT

The Regina model, suitable for direct planting, has a front convex disc for furrow opening, double disc coulter, and a pair of rear press wheels. The central part of the planting unit is built in one piece for major resistance to ground impact (+50%) and side stress (+25%). The model is indicated to manage residues along the seeding line, maintain a constant seed depth and have good soil-seed contact.



further information

### RANGE FEATURES

Model		ROMINA	REGINA
Frame	cm	520-580-620-750	300-350-450-580
Number of rows		6-8	8-9-12
Inter-row	cm	75-90	45-75
Category		II	TOWING EYE
Weight	kg	2100/2300	1880/3110
Tractor power	hp	70/80	75/150
Transport width		520-580-620-750	300-350-450-580
Automatic row marker		—	—
Hydraulic row marker		●	●
Hydraulic distributors		2	2
Fertilizer		○	○
Speedy-set		—	●*
Fertisystem		●*	—
Microgranulator		○	○

# Mounted folding frame



## ARM STRONG

The parallel linkage arm is made of one high tensile steel cast piece. This design prevents from twisting and bending under heavy loads and impacts which can occur in the toughest working conditions.


## BUSHINGS

Self-lubricating sintered bushes release oil particles that lubricate the hinge.





# Relentless



## MANTA

MANTA was developed to satisfy the requirements of large farmers and contractors. Equipped with a hydraulic folding frame and telescopic sections, MANTA allows sowing in 12 rows with only 10' of transport width. The high productivity and reduced maintenance makes it the perfect equipment for the seeding professionals.



further information

### RANGE FEATURES

Model		MANTA	MANTA XL	MIRKA
Frame	cm	580	975	580
Number of rows		8-16	12	8
Inter-row	cm	45-75	70-75	75
Category		III	III	III
Weight	kg	2240/2690	2460	2980-3050
Tractor power	hp	110/140	140	180/200
Transport width	cm	255-300	300	300
Automatic row marker		—	—	—
Hydraulic row marker		●	●	●
Hydraulic distributors		3	3	3
Fertilizer		○	○	●
Speedy-set		○	○	●*
Microgranulator		○	○	○

# Trailed folding frame

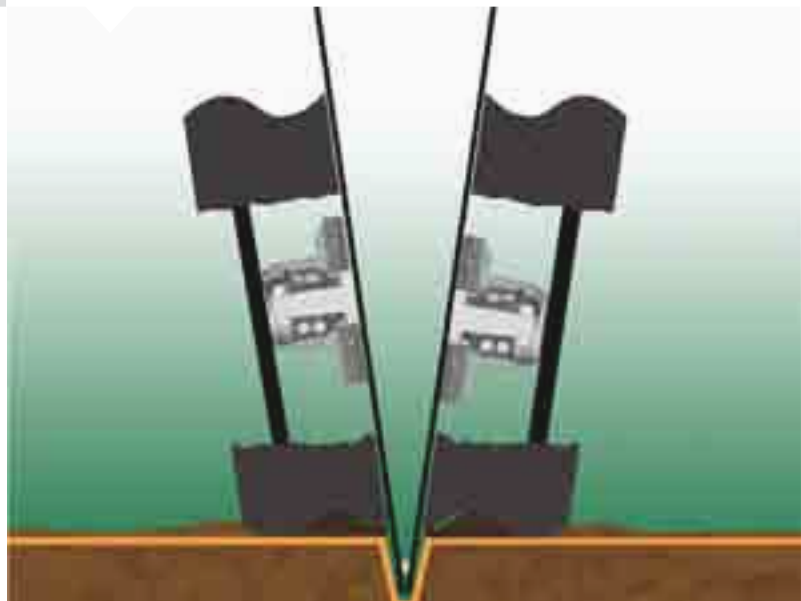


## MONITOR SERIO

Standard on Metro and Maximetro models, this monitor is equipped with many functions which help farmers during planting: partial and total worked area, planting density, average planting distance.

## DEPTH GAUGE WHEELS

Gauge wheels consolidate soil immediately after furrow opening. Most down pressure is given to the side while the soil closer to the furrow is just gently firmed before the rear closing wheels.





# Heavy duty



## RENATA

Perfect seeding is guaranteed even in the most demanding conditions thanks to the heavy duty parallelogram linkage arms, the largest opening discs (42 cm diameter), and the multiple adjustment furrow closing device. In zero till conditions, seeding depth is consistent even with high crop residues, thanks to the furrow opener and the trash wheels. The vacuum system and the special adjustable selector ensure accuracy even with seeds having an uneven shape or size.



further information

### RANGE FEATURES

Model		RENATA	MARISA	METRO	MAXIMETRO
Frame	cm	600	600	2 MTR PLANTIN UNITS + FOLDING FRAME	3 SECTION FOLDING WITH FLOATING WINGS WITH RUBBER TRACKS
Category		II	II		
Number of rows		8	8	2X8-2X9-2X12	24-36
Inter-row	cm	70-75	70-75	45-70	70
Weight	kg	3700/4550	3450	6620/9040	12200/15900
Tractor power	hp	70	70	250/300	250/650
Transport width		300	300	600	620/700
Automatic row marker		—	—	—	—
Hydraulic row marker		●	●	●	—
Hydraulic distributors		2	2	4	4+2
Fertilizer		○	○	○	○
Speedy-set		●*	●*	—	—
Fertisystem		—	—	—	—
Microgranulator		○	○	—	—
Bee safeguard		●*	●*	—	—
Monitor Serio		—	—	●	●

● standard ○ upon request — not available \*fertilizer version

# Telescopic frame




## ADJUSTABLE INTER-ROW SPACING

The MAGICA and MONICA models allow a quick inter-row changing. They are equipped with a foldable and telescopic frame up to 9 rows with variable inter-row spacing. Available with high capacity hopper.

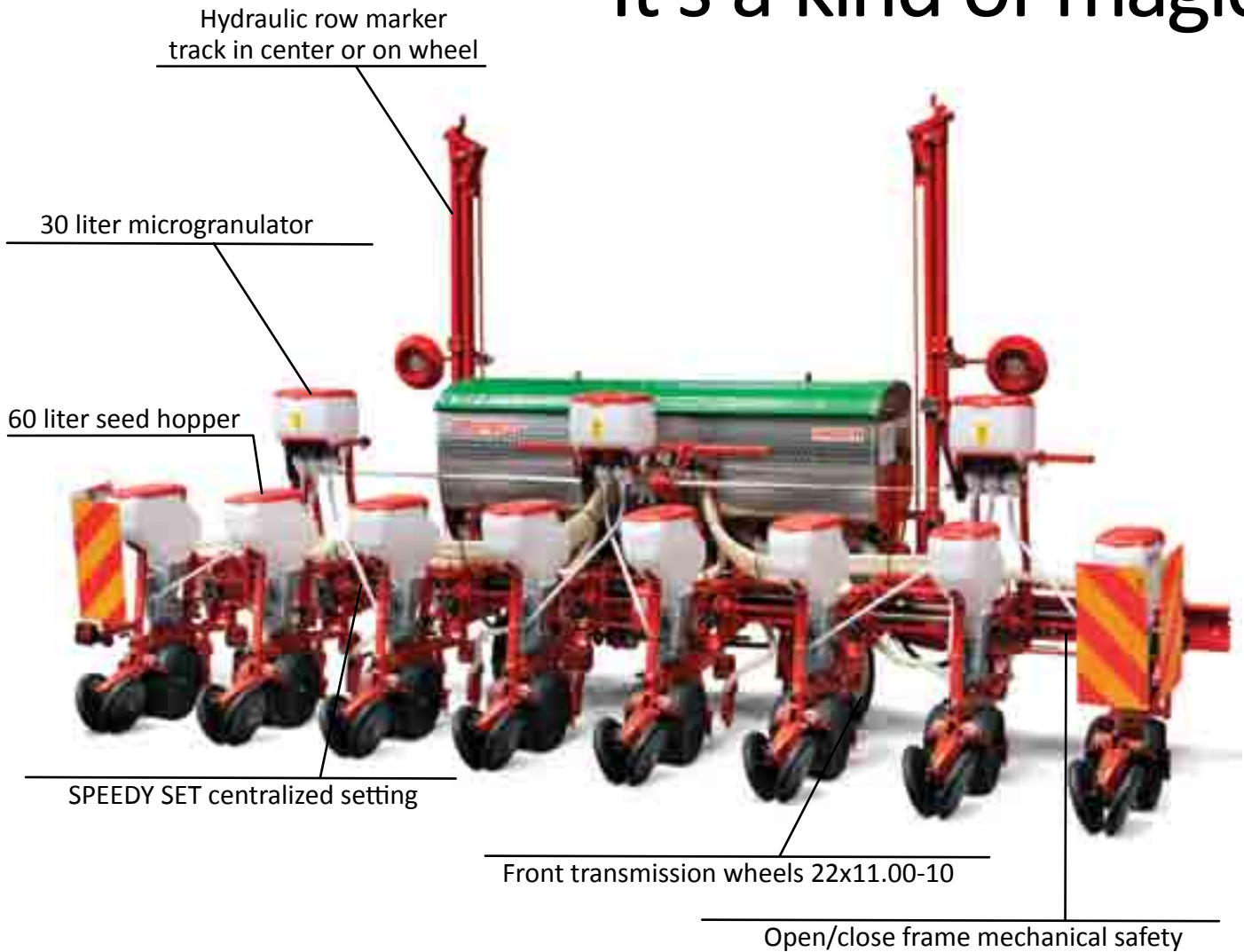
## BEST COMFORT BY GEARBOX WITH HAND LEVERS

The smart double-lever selector makes possible to set seed population in just two moves! Thanks to its side position, user can select one from the 16 reduction ratios in the best comfort and absence of dust or grease.





# It's a kind of magic



## MAGICA

The MAGICA model allows a quick inter-row changing. It is equipped with a foldable and telescopic frame up to 9 rows with variable inter-row spacing. Available with a large capacity hopper. The MT unit is the ideal answer to problems of modern agriculture in which maximum efficiency must be combined with minimum cost. Among the special technical characteristics of the MT are the roller components, which offer excellent performance in every ground condition: tilled (traditional seeding), minimum tillage, or with residues from previous crops.



further information

### RANGE FEATURES

Model		SARA	STELLA	MARTA R	MTE R	MONICA	MAGICA
Frame	cm	400	400	400	430	413	457-588-600
Number of rows		6	6-7-8	6-7	6-7	6-7	6-7-8-9
Inter-row	cm	75	45-60-75	50-75	60-75	45-50-60-70-75-80	45-50-60-70-75-80
Category		II	II	II	II	II	II
Weight	kg	973	993/1129	1090/1320	1100/1220	1200/1800	1270/2000
Tractor power	hp	90	80/90	90/95	90/95	90	90/100
Transport width		250	300	250-300	300-320	255	300-320
Automatic row marker		—	—	—	—	—	—
Hydraulic row marker		●	●	●	●	●	●
Hydraulic distributors		2	2	2	2	2	1
Fertilizer		○	○	○	○	○	○
Speedy-set		●*	●*	●*	●*	●*	●*
Microgranulator		○	○	○	○	○	○
Adjustable inter-row		—	—	—	—	●	●

# Sugar beet row-crop cultivators



## SPRING ELEMENT WITH SIDE PROTECTIONS

It's the most common solution: it adapts to every terrain as long as it is stone free. The floating side protections allow to work on crops at their first vegetative stages preventing dangerous soil spills on the worked area.



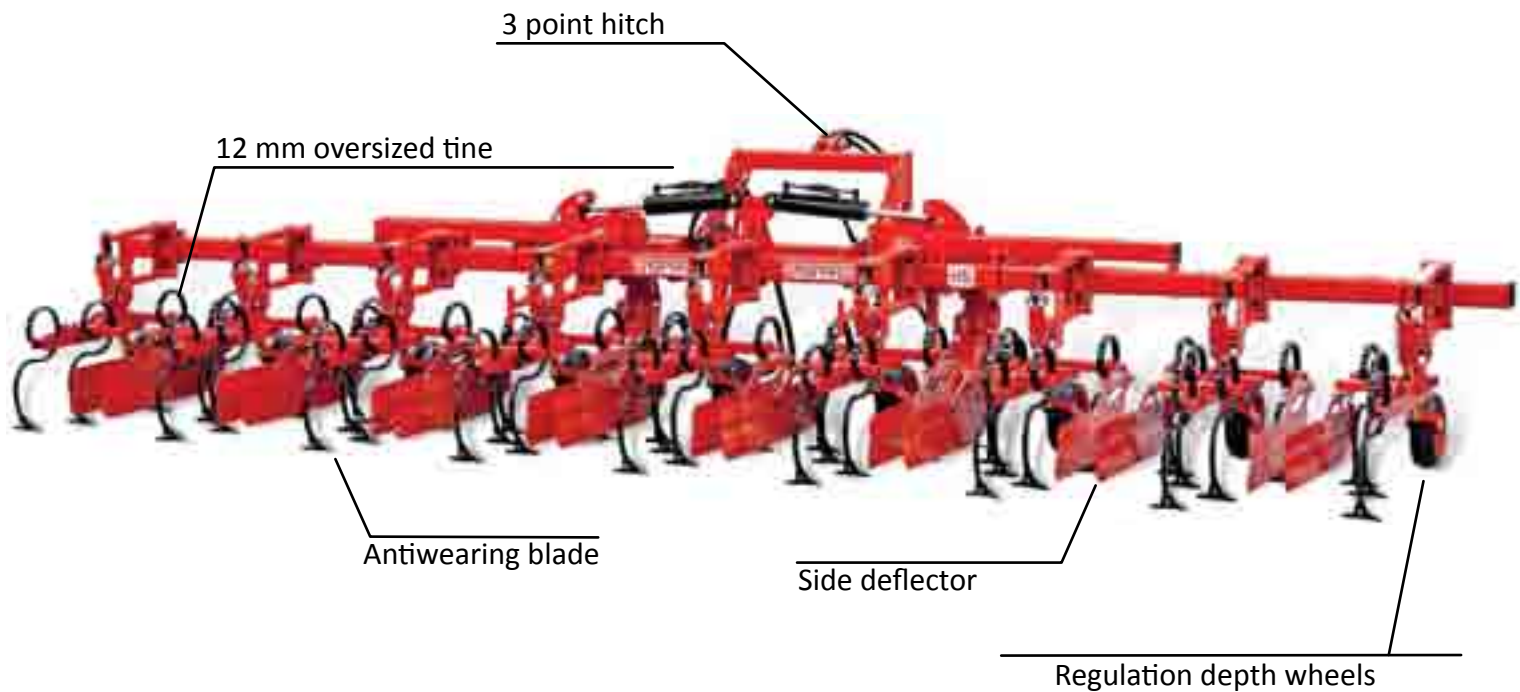
## ROW SHUT OFF

Frame with external row shut off for added comfort (optional).





# Easily adaptable



## HS

The folding frame can easily be transported on road meanwhile the large hopper allow the use of big bags and guarantees high autonomy. The element with 5 shanks installed on 4 well spaced gangs ensure high working precision without cloggings.



further information

### RANGE FEATURES

Model		HL	Л.С.	HS	HR
Frame	cm	325-650	350	350-665	1020
Number of rows		6-12	4-6	6-12	12-18
Inter-row	cm	45	45	45	45-50-70-80
Fertilizer		○	○	○	○
Category		II	II	II	III - IV (WORK) III (TRANSPORT)
Tractor power	hp	60/120	50/70	80/130	160/180
Weight	kg	526/1254	440/656	940/1190	1904/2572
Transport width	cm	325-650	250	250 - 383 (12 ROW) - 523 (16-18 ROW)	290
Folding frame		—	●	●	—
Hydraulic distributors		—	—	2	2
Speedy-set		●*	●*	●*	●*

# Maize row-crop cultivators



## VOLUMETRIC DISTRIBUTOR

The MINIMAX volumetric distributor is easily adjustable and is able to spread fertilizer at different doses maintaining a very precise and constant distribution (50-700 kg/ha). SPEEDY SET is the centralized regulation of the distributors: fast, precise and comfortable.

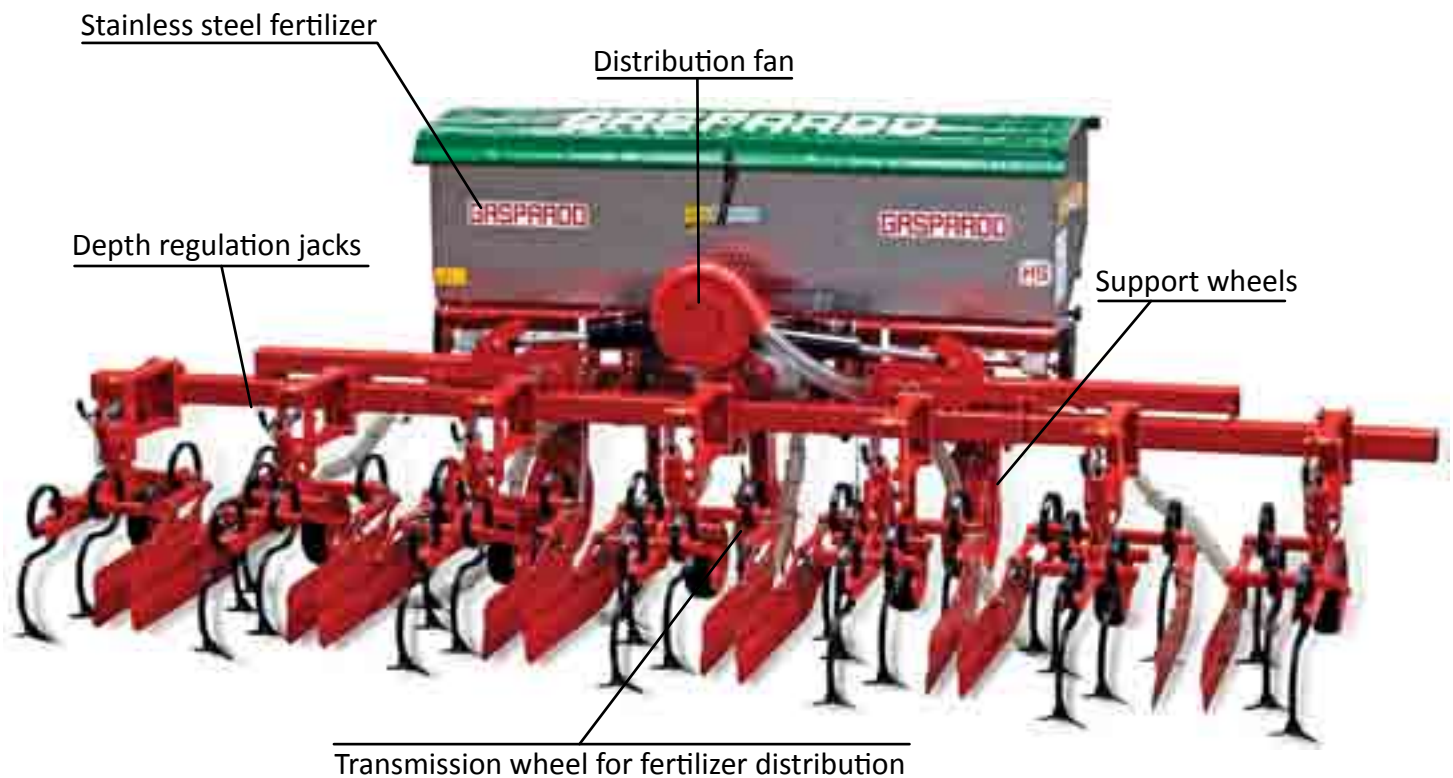
## FERTILIZER DISTRIBUTION

Uniform distribution of fertilizer by gravity on the central rows, pneumatic on the external rows.





# High capabilities



## HS

The HS model is the professional row-crop cultivator that features high autonomy, thanks to the big hopper (also available in stainless steel), and a reduced road clearance (2,5 m). The pneumatic delivery of the fertilizer on the side rows assures an even distribution. The hydraulic closing of the wings guarantees maximum comfort for the operator.



further information

### RANGE FEATURES

Model		HL	HP	HS	HR
Frame	cm	500-650	350	350-500-665-944-1145-1275	1020
Number of rows		6-7-8	4	4-6-7-8-12-16-18	12-18
Inter-row	cm	60-75	75	60-70-75	45-50-70-80
Fertilizer		○	○	○	○
Category		II	II	II	III - IV (WORK) III (TRANSPORT)
Tractor power	hp	70/120	70	70/150	180/200
Weight	kg	520/942	470/580	800/2245	3000/3675
Transport width	cm	650	250	250 - 383 (12 ROW) - 523 (16-18 ROW)	290
Folding frame		—	●	●	—
Hydraulic distributors		—	—	2	2
Speedy-set		●*	●*	●*	●*

# Vegetable planters

The vegetable vacuum planters are the result of the experience GASPARDO has gained in precision planting. Structural functionality and component modularity make these machines optimal for the modern horticulture.



ORIENTA



OLIMPIA



RIGID



TELESCOPIC



FOLDING







# Vegetables



## SEED DISTRIBUTOR

The distributor, made in cast aluminium and particular anti-wear plastic materials, guarantees high sowing precision thanks to the particular design of the components. Cleaning and maintenance are easier thanks to the comfortable distributor opening with ergonomic knobs.

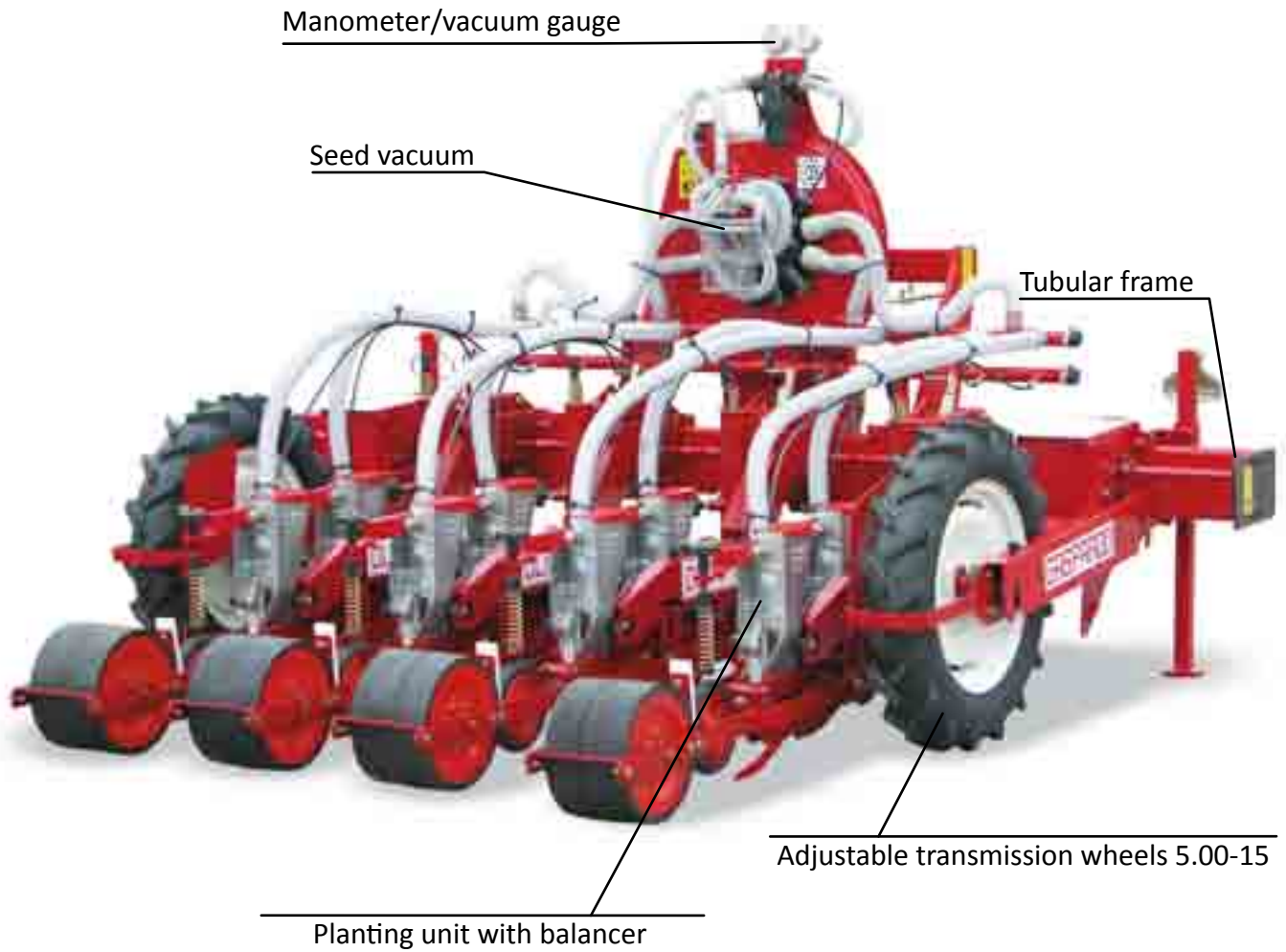
## TRANSMISSION

The 36 ratio gearbox transmission is easy to access and set. The different configurations make it possible to deposit seeds at a distance that can be adjusted between 0,42 cm and 55 cm.





# Double capacity



## OLIMPIA

The version with a double distribution unit, called OLIMPIA, has been developed to offer maximum precision for twin row seeding. Many accessories help to adapt the planter according to soil conditions and crops. The stainless steel or rubber seed-press wheel is improve seed-soil contact. The distance between the two distributors can be adjusted from 2" to 4".



further information

### RANGE FEATURES

Model		ORIETTA	OLIMPIA
Single distributor		●	—
Double distributor		—	●
Rows per unit		1-2-3 STRIP	2
Number of rows		4-5-6-8	3-4-5-6-8
Frame width	cm	250-275-320	190-250-275-320
Weight	kg	300/592*	350/595*
Category		II	II
Fertilizer		○	○
Microgranultaore		○	○
Hydraulic row marker		○	○

# Cereal drills

Gaspardo offers a complete range of cereal seeders, developed directly to meet farmers needs. The wide range of units allow to sow in every conditions, well prepared soil or minimum tillage conditions.



NINA

S.MARIA

MEGA

DIRETTA

PINTA

PRIMAVERA

GIGANTE

SCATENATA





ELEFANTE



BALENA



COMPAGNA



DAMA



ALIANTE



CENTAURO



CORONA



# Mechanical drills



## CONSTANT DEPTH

The exclusive Gaspardo depth control system guarantees a uniform crop emergence on any soils. The different depth limiter diameters determines different sowing depths. The limiters are also available in different materials: cast iron for more down pressure or sheet metal for less down pressure.



## RATE SETTING

Continuous 3 cam gearbox setting for constant driving transmission. Shafts are less subject to wear thanks to the use of ball bearings. Cams are in an oil bath with inspection window. Quick and precise calibration and high precision regardless of calibration settings.





# Gravity enthusiast



## DIRETTA

The DIRETTA model is ideal for direct seeding and for sowing on minimum tillage conditions. It is a mechanical drill suitable for all types of seeds: cereals, soybean, rape, grass etc. On request, the DIRETTA CORSA version can distribute both seeds and fertilizer: the hopper can be divided to have the fertilizer option.



further information

### RANGE FEATURES

Model		NINA	S. MARIA	SC MARIA	MEGA	DIRETTA
Frame	cm	250-300-400	250-300-350-400	250-300-350-400	600	300-300-400
Number of rows		17-19-21-23-25-29-31-33	17-18-22-25-28	17-18-22-25-25	44	17-19-22
Inter-row	cm	12-13-14-15-16	12-12,5-13,2-13,3 13,6-14,1-14,3-14,8	12-12,5-13,2-13,3 13,6-14,1-14,3-14,8	13,6	18-15,6-18
Category		II	II	II	3N	III
Weight		559/1240	700/1230	720/1350	2600	3750/4450
Tractor power	hp	60/90	70/120	70/120	120/140	130/160
Transport width		250-300-400	255-322-400-440	255-322-400-440	600	300-400
Hydraulic row marker		○	○	○	○	○
Hydraulic distributors		1 ROW-MARKER PRESENT	0/2	0/2	1	2/3
Seed hopper	L	410-500-650	460-620-903-1050	—	—	2090-2880
Hopper seed/fertilizer	L	—	—	260/200-340/280 492/411-570/480	1260/900	1260/830-1737/1143
Wheels		6.50/80-15   10.50/75-16	6.00-16   10.00/75-15.3	6.00-16   10.00/75-15.3	6.50-15	400/60-15.5
Number of wheels		2	2	2	2	2
HCS hectare counter		○	—	—	—	●

# Air drills



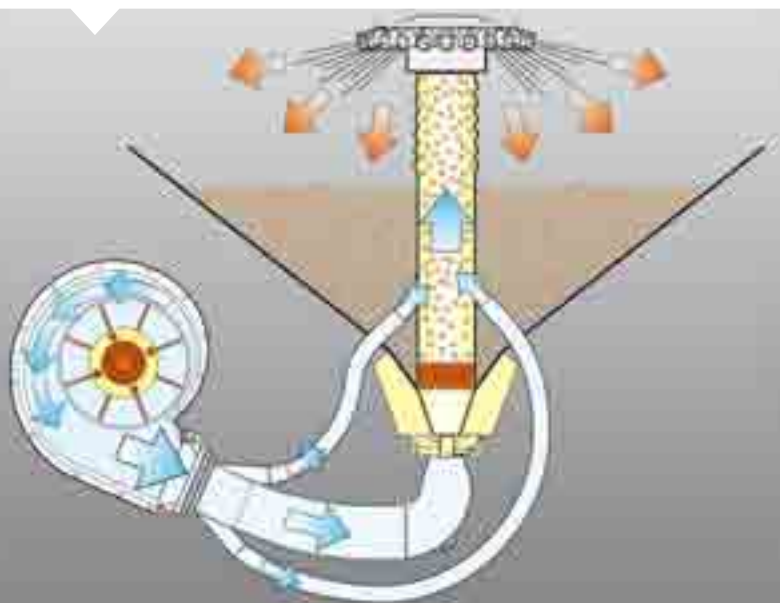
## GASPARDO DISTRIBUTOR

It distributes seed and fertilizer of different shapes and sizes, even in large quantities (theoretically max 350 kg/ha seed and 550 kg/ha fertilizer) in relation to sowing width and operating speeds.



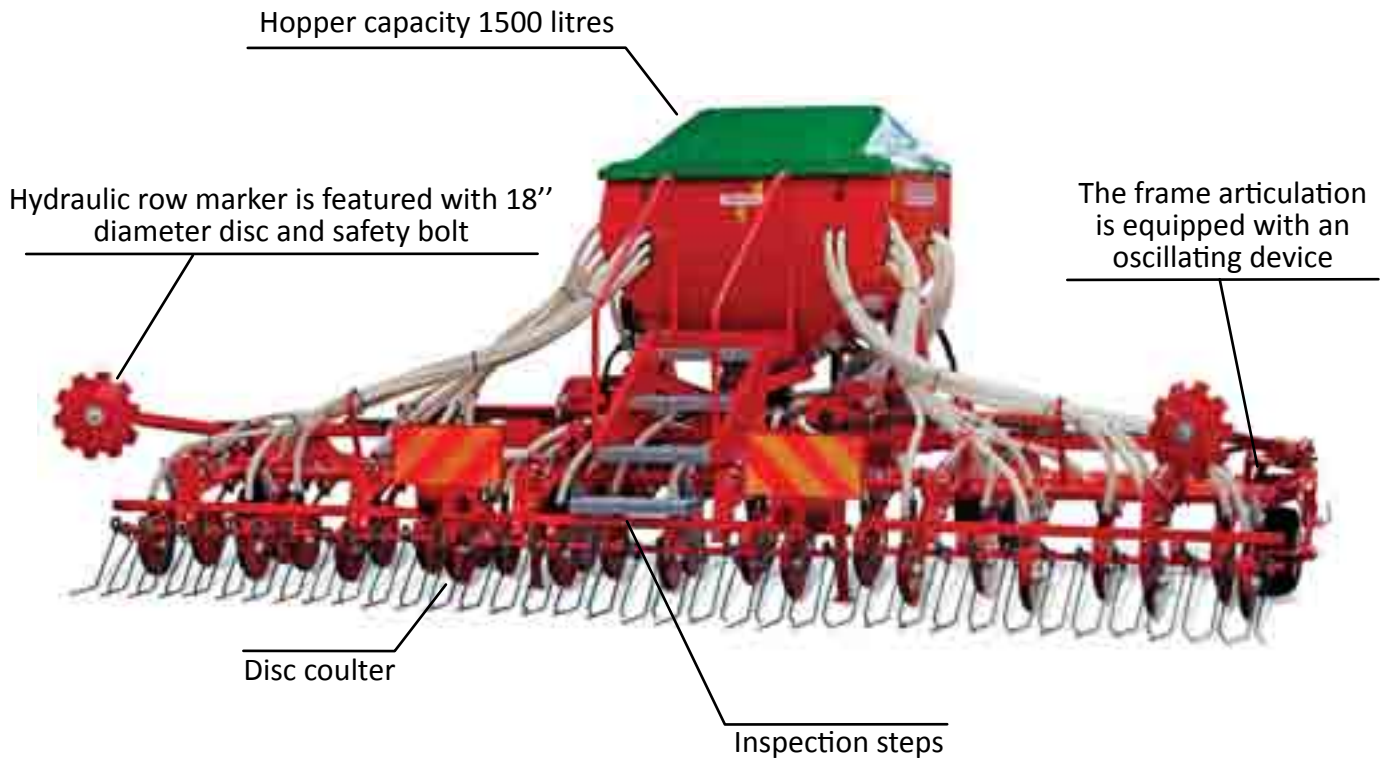
## BY-PASS SYSTEM

The patented by-pass system guarantees distribution uniformity, even in very difficult conditions such as sowing on a hill or distributing great volumes of heavy seeds, for example when sowing rice.





# Independent



## PRIMAVERA

The PRIMAVERA model is ideal for planting on minimum tillage terrains. It features a folding frame and pneumatic distribution, which guarantees optimum results even on hillsides and with different types of seed. Long autonomy, sturdy construction and all-purpose use are the features of the PRIMAVERA model.



further information

### RANGE FEATURES

Model		PINA	PINTA	PRIMAVERA	DP PRONTA	GIGANTE	SCATENATA
Frame	cm	400-450	400-450-500-600	400-450-500-600	300-400	300-300-400	600
Number of rows		29-32	29-32-40-48	32-36-40-48	17-19-22	18-15,6-18	40-48
Inter-row	cm	12,5-14-15,5	12,5-14-15-15,5-15,7	12,5-15	15,6-18	18	12,5-15
Category		II	II	III	III	III	III
Weight	kg	900/1380	1080/2000	1700/2280	3700/4030	3750/4450	2750
Tractor power	hp	70/80	60/120	180	150	130/160	100
Transport width	cm	250	250	300	300-400	300	300
Hydraulic row marker		●	●	●	○	○	●
Hydraulic distributors		2/3	2/3	2	2/5	2/3	3
Seed hopper	L	800	1000-1500 (600)	1500	2390 (1575 SEED, 815 FERTILIZER)	3180 (2080 SEED, 1100 FERTILIZER)	3000 (Only SEED, ¼ SEED & ¼ FERTILIZER, ¼ SEED & ¼ FERTILIZER)
Transmission wheels		—	26X12.00-12   31X15.5-15 (600)	13.0/55-16	400/60-15.5 (TROLLEY WHEELS)	400/60-15.5 (TROLLEY WHEELS)	700/150-22.5 (TROLLEY WHEELS)
Metering unit drive		205/70-15 (MOUNTED) 26X12.00-12 (TRAILED)	●*	○	—	—	●
GENIUS		—	—	○	●	●	●

# Large air drills



## SUPER DUTY FRAME

The floating frame with fitted nitrogen accumulators allow to follow soil contours distributing the weight evenly on all seeding units.

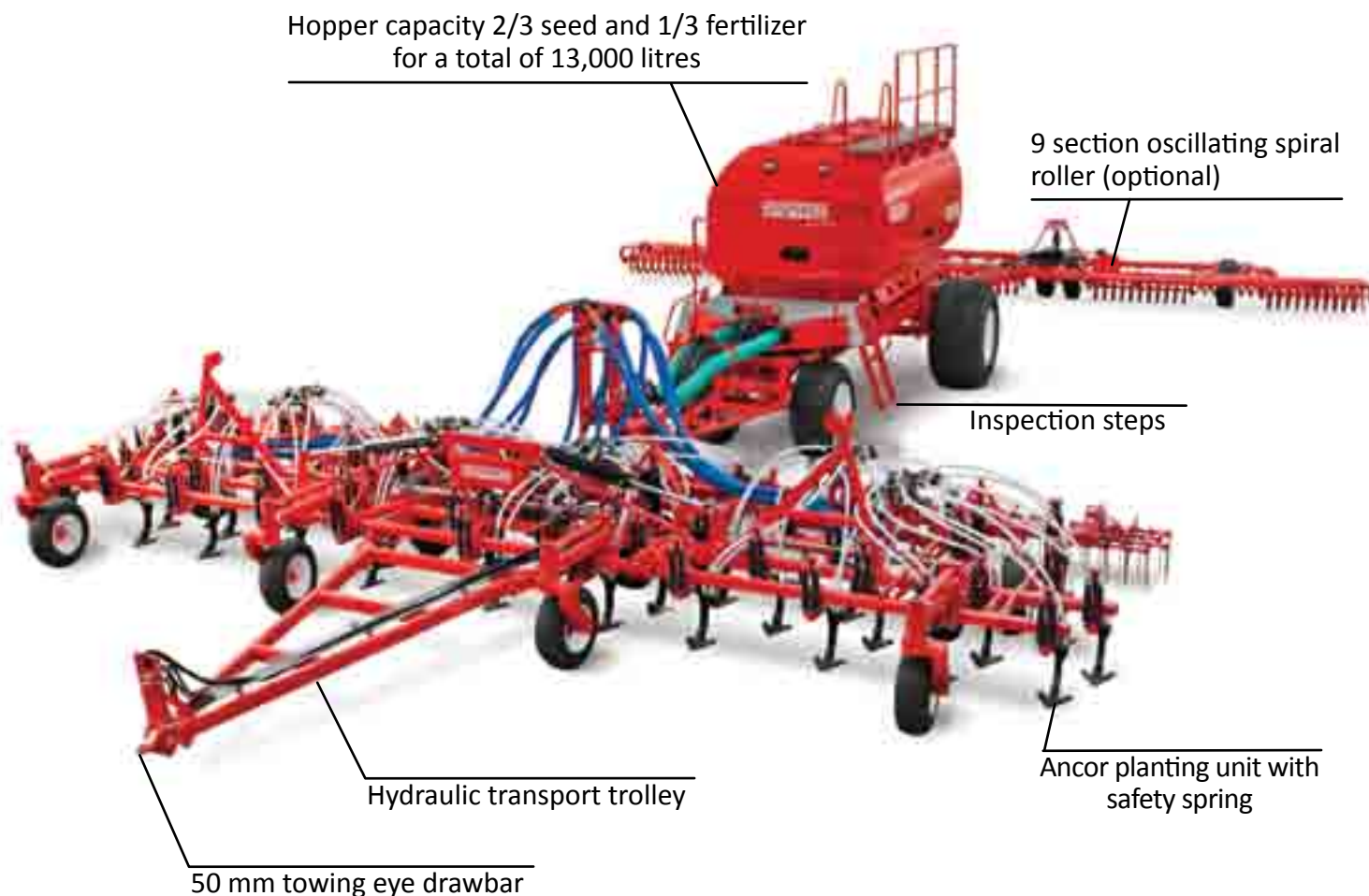
## AIR CART

The air cart is strong built and characterized by a reliable mechanical seed transmission.





# Big!



## BALENA

BALENA is a versatile air drill designed to match the requirements of the biggest farms. Thanks to its large working width and large capacity of the cart this drill has superlative operational capabilities. The special tines allow to cultivate the ground and bury seed and fertilizer. The single pass operation is guaranteed to minimize operation costs, save time and fuel. The GPS driving control system enhances working performance preventing overlapping and waste of seed and fertilizer.



further information

### RANGE FEATURES

Model		GIGANTE 900	ELEFANTE	BALENA
Frame	cm	900	1200	1200
Number of rows		50	66	48x2
Inter-row	cm	18	18	25,4
Category		III	III e/o IV	PIN Ø 50 mm
Weight	kg	11400	11500	16380
Tractor power	hp	250	380	250
Transport width		530	550	580
Hydraulic row marker		○	—	—
Hydraulic distributors		from 3 to 4	2+2	3+2
Air cart	L	5350 (Only SEED, 2/3 SEED & 1/3 FERTILIZER, SEED & 1/3 FERTILIZER)	13000 (2/3 SEED & 1/3 FERTILIZER)	13000 (2/3 SEED & 1/3 FERTILIZER)
Support wheels		400/60-15.5 (TROLLEY)	500 45-22.5 (FRONT) 710 45-26.5 (REAR)	500 45-22.5 (FRONT) 710 45-26.5 (REAR)
12 m spiral roller		—	—	○

# Combined seed drills



## ALL UNDER CONTROL

ISOBUS technology comes as standard on CORONA and CORSARO allowing to save costs, and set-up time. ISOBUS is a prerequisite for functional documentation of work and for precision farming.


## MAINTENANCE-FREE & FINE TILLAGE!

Hard boron steel discs with a diameter of 22" and thickness of 5 mm produce a finely crumbled soil across the whole machine. Two easily adjustable side discs positioned on the front and rear gangs control soil-straw flow providing perfect soil retention and optimal seed bed refinement. Each disc is individually suspended and dampened by 4 rubber elements. The rubber torsion prevents frame and hub damages when obstacle collision occurs.





# Till and drill



## ALITALIA

The ALITALIA combined seed drill is available in different working widths from 3 to 4 meters. This is a professional model designed for contractors and large-sized farms. The particular configuration of ALITALIA, with the seed hopper right over the roller, leaves the power harrow maximum freedom to oscillate, thus minimum stress and wear even on the toughest soils. The Gaspardo electric driven distributor, controlled by the GENIUS system, enables the machine to quickly adapt to different seeds with just a few fast and simple adjustments from the driver's seat.



further information

### RANGE FEATURES

Model		COMPAGNA	DAMA	ALIANTE	ALITALIA	CENTAURO	CONTESSA	CORONA
Frame	cm	130-150-180-200-230-250-300	250-300-35-400	300-350-400	300-350-400	400-460-500-600	460-500-600	600
Planting units		9-11-14-16-18-20-24	20-24-28-29-32	24-28-32	24-28-32	32-36-40-48	30-34-36-40-48	40-48
Inter-row	cm	12	10,2-10,5-12,5	12,5	12,5	12,5	12,5-14,7-15	12,5-15
Category		I	II	II	II	II III	II III	ISO/ASAE e K700-II-III-3N ISO
Weight	kg	726/1434	2037/3290	2410/3287	2830/3935	3130/4940	2980/3648	12415
Tractor power	hp	30/130	90/200	130/200	160/250	160/330	150/380	200/300
Transport width		135-155-185-205-235-255-305	255-305-355-405	305-355-405	300-305-350-400	431-491-487-537-637	*	*
Hydraulic row marker		—	○	○	○	●	○	○
Hydraulic distributors		—	0/3	0/3	2/3	4	4	2
Hopper	L	140-215-285-355	410-500-500-575-650	1000	1500	1260-1600	2550	3500
Number of blades		10-12-14-16-18-20-24	20-24-28-32	24-28-32	24-28-32	32-36-40-48	36-40-48	48
Number of blades per rotor		2	2	2	2	2	—	—
Depth	cm	28	28	28	28	28	—	—
Roller		●	●	●	●	●	—	○
Metering unit drive		—	●GENIUS	—	●	—	●	●
GENIUS		—	—	—	●	●	—	—
ISOBUS		—	—	—	—	—	●	●

● standard ○ upon request — not available \*based on the combined seed drill

# Green maintenance

The Maschio Gaspardo green maintenance range is diverse so that it can offer solutions for various applications. Common to all models of the range are basic building principals, like: robust frames, high performance, guaranteed reliability of certified quality mechanical components, and respect towards the current legislation regarding work safety.



BARBI



BIRBA



BISONTE



CHIARA



GEMELLA



GIRAFFONA



LEOPARD



VITA





F PLUS



CRISTINA



KATIA



EMMA



FBR



JOLLY



PALMA





# Mulchers

up to 60 hp



## EASY TO HANDLE

The 3 point hitch equipped with a floating connection follows the ground profile constantly maintaining the same cutting height. The side movement is adjustable thanks to a pin system or a hydraulic system.


## CUSTOMIZE

All models are available with blades for different uses, shafts and Y blades are optional. The high number of blades and their arrangement always assures a uniform cut and reduces tractor efforts.





# Light and strong



## FURBA

The FURBA model is designed for those seeking a compact and versatile machine: besides being moved with a mechanical or hydraulic system, it is also reversible. It can be applied to the rear of tractors with PTO at 540 rpm and to the front with PTO at 1000 rpm. This model is suitable for grass cutting and park and garden maintenance, combining the benefits of a movable structure with a light and solid machine.



further information

### RANGE FEATURES

Model		BARBI	FURBA	BIRBA	BRAVA	GIRAFFETTA
Working width	cm	100-120-140-160-175	95-115-135-155-170	95-115-135-155	120-145-160-175-195	120-140-160
Total width	cm	113-133-155-175-190	113-133-153-173-188	113-133-153-173	134-154-174-189-209	133-155-175
Weight	kg	250/334	195/258	180/240	308/443	365/425
Tractor power	hp	20/45	10/40	10/40	25/60	25/45
Category		I	I	I*	I	I** - I (120)
Blades per rotor		14-16-20-22-24	20-24-28-32-36	20-24-28-32	12-14-16-20-22	16-20-22
RPM		540	540	540	540	540
Blade type		19-20	21-19	21-19	10-08	18-20
Numer of belts		3	2	2	3-4 (195)	3

# Mulchers

up to 200 hp



## FINER MULCHING

Internal lower counter blades ensure that the discharged material is mulched into fine pieces. The upper counter blade kits are available as an extra optional for a finer mulching of harder coarser materials.


## VERSATILITY

The hydraulic offset flail mower comes as standard with hydraulically adjusted side and incline offset. It applies a hydraulic system to allow the machine to work either directly behind the tractor or to the side enabling the user to reach far beyond the profile of the tractor and the ability to work on vertical (+90°) or steep sloping surfaces (-65°).





# Clean cut



## VITA

The VITA model is suitable for working in vineyards with a narrow planting layout. The shaped side with no protruding components, compact frame and the moving system on two chromed rods allow operations to be carried out in small areas, thereby preventing damage to the machine and the crops. The two notched counterblades together with the robust structure allow optimum shredding of wood residue in one passing.



further information

### RANGE FEATURES

Model		VITA	CORAZZA	BELLA	GIRAFFA	TIGRE	GIRAFFONA	BISONTE
Working width	cm	115-135-155-175	155-170-190-210-230	135-155-170-190-210	157-190-212	210-226-257-276-298	210-226-257	226-257-276-298
Total width	cm	349	170-185-205-225-245	150-170-185-205-225	177-210-232	233-249-280-299-321	264-278-308	249-280-299-321
Weight	kg	1280/1356	490/680	400/530	600/700	725/915	1045/1186	820/995
Tractor power	hp	140/200 (DT) - 140/180 (ST)	40/80	30/80	40/80	55/100	120/180	50/110
Category		II	II	I	II III*	II	II III*	II**
Blades per rotor		34	1-18-20-22-24	14-16-20-22-24	12-16-16 (SI) 16-20-22 (SE)	16-20-20-24-24	16-20-20	20-20-24-24
RPM		1000	540	540	540	540	540	1000
Blade type		05/03/2016	14-15	08/10	14-15	14-15	14-15	14-15
Number of blades		5 (ST) - DOPPIA 3+3 (DT)	4	3 - 4 (190-210)	4	5	5	5
Multi aggressive rotor		—	24-24-28-32 (230 EXCLUDED)	—	24-28-32	—	—	—

# Straw choppers



## LOW VIBRATIONS


Maschio mulcher rotors are electronically balanced in order to ensure high rotations without vibrations even with high amount of tough residues.

## REAR WHEELS

To maintain a regular cutting height rear pivoting wheels are available. The wheels have a multiple regulation and stop system to avoid damages during transport.







## GEMELLA

GEMELLA is a straw mulcher with a folding frame, it's a blend of robustness and safety. Thanks to the large cutting chamber, the robust rotor with a spiral blade layout and the notched counterblade that can separate the most rugged residues, the cutting system guarantees excellent performance on tougher sub-layers. Even when moisture levels are high the materials get discharged thanks to the special shape of the frame. The hydraulic closure with automatic safety hooks allows it to be transported safely and easily on the road.



further information

### RANGE FEATURES

Model		CHIARA	TORNADO	ARIETE	LEOPARD	GEMELLA
Working width	cm	155-185-205-235-255	230-250-280-310	230-250-280-310	320	465-620
Total width	cm	175-205-225-255-275	250-270-300-330	250-270-300-330	349	502-657
Weight	kg	620/890	920/1125	1180/1410	1280/1356	2500/2925
Tractor power	hp	46/90	60/140	74/200	140/200	120/260
Category		II	II	II	II	II III*
Blades per rotor		36-44-48-52-60	48-52-56-64	24-26-28-32	34	96-128
RPM		540	540	1000	1000	1000
Blades type		05-27-16	05/16	03-05-16	03-05-16	03-05-16
Number of blades		4	5	5	5 (ST) - 3+3 (DT)	5+5
Multi aggressivo rotor		—	—	—	—	—

# Hedge cutters

up to 70 hp



## REVERSIBLE CUTTING HEAD

It's possible to invert the rotation direction: this function allows the machine to adapt to grass and shrub cutting (clockwise) but also to work alongside waterways (counter clockwise).

## CUTTING HEAD

The cutting head is very versatile thanks to its 246° articulation; the rotor balancer reduces to a minimum any vibration. Branch and hedge cutting bars available.





# Rear mounted



## CRISTINA

CRISTINA is a land-clearing machine for agricultural use. Suitable for cutting grass and shrubs in banks and ditches. The compact nature of the arm enables cutting close to the wheel without obstructing the opposite carriageway. It is equipped with a high-performance cast iron pump and engine.



further information

### RANGE FEATURES

Model		ROSA	MARGHERITA	EMMA	CRISTINA	MARTINA
Outreach	cm	295	380	420	460-505-560	500-595-640
Head / blade	cm	80/15	90/15	100-03	100/03 (460) - 100/05 (505-560)	120/05
Weight	kg	330	450	470	608/665	880/1050
Min Weight Tractor / power	kg/hp	1200/20	1600/25	1800/25	2000/40 - 2100/50 - 2500/60	2200/60 - 2800/60 - 2800/65
Hydraulic oil	l	60	75	70	120	170
RPM		3000	3000	3000	3000	3000
Max motor power	hp	18	20	20	35 (460) 38 (505-560)	40
Category		I	II	II	II	II

# Hedge cutters

up to 100 hp



## SAFETY

In case of sudden rotor arrest, a safety valve drops pressure from hydraulic engine to prevent any damage. A double safety system is active when the arm encounters any obstacle. First protection is a nitrogen dampener working with a hydro-pneumatic circuit. If first system is not sufficient a max safety valve, acting on a cylinder, turns back 90° the arm.

## TUBES

Anti-wear and anti outbreak hydraulic tubes protected by spiral carter.







## PALMA

PALMA is a semi-professional cutting machine arm with a double safety system. Suited for agriculture use, green maintenance roadsides. Also available with a 130 cm cutting head and rotor with hammers. The possibility to combine it with heads such as the branch cutting and hedge bar, both measuring 2 m, makes this machine an efficient tool suitable for all uses.



further information

### RANGE FEATURES

Model		PALMA	CAMILLA	CARLA	KATIA	GAIA	LARA
Outreach	cm	505-610-745	475-500-530-610	500	470-540-625	615	820
Head / blade	cm	125/05 (505-610) - 130/05 (745)	120/05 (475-500) 125/05 (530-610)	125/05	125/05	100/05	125/05
Weight	kg	1060/1220	940/1240	1050	1050/1250	1140	1550
Min Weight Tractor / power	kg/hp	2300/60 - 3000/60 3500/60	2300/60 (475-500) - 3000/70 (530) 3500/80 (610)	2800/60	300/70 - 3500/80 - 3800/100	2800/65	4500/100
Hydraulic oil	L	170 (505-610) 200 (745)	170 (475-500) 200 (530-610)	200	200 (470-540) 220 (625)	170	220
RPM		3000	3000	3000	3000	3000	3000
Max motor power	hp	40 (505-610) 48 (745)	40 (475-500) 48 (530-610)	48	40 (470) 48 (540-625)	40	48
Category		II	II	II	II	II	II
Over center safety system		—	●	●	●	●	●

# Lawn mowers



## REVERSIBLE CONNECTION

JOLLY, thanks to the reversible tre point hitch, can be used either at the front or at the back of the tractor. It can also be connected to tractor that have a reversible drive.


## CUT LENGTH REGULATION

It's easy to precisely adjust the height of the cut grass by just simply regulating the pivoting wheels which can also swerve without causing damages to the frame.





# Back & front



## JOLLY 210

Ideal for maintaining gardens, sports grounds, parks and public areas. Combined with a farm tractor or garden tractor it becomes a very versatile tool with a high productivity rate. The fast rotation speed of the 3 blades guarantees to cut through even tall grass.



further information

### RANGE FEATURES


Model		JOLLY SIDE	JOLLY REAR
Working width	cm	120-150-180	120-150-180-210
Total width	cm	145-175-205	125-155-185-215
Tractor power	hp	14/40	14/50
Category		I (120) I (150-180)*	I (120) I (150-180)* II (210)
Blades per rotor		3	3 - 6 (210)
RPM		540	540
1000 RPM		○	○

# Finger-blade mowers



## ANTI-VIBRATION

Kinematics with anti-vibrating rods which, absorb all vibrations and irregular movements, extend the life of rods and blades granting the entire machine high performance at low costs.



## SAFETY

In case of accidental impacts while mowing the blade has an automatic safety system which makes it retract so it doesn't get damaged. A simple reconnection system allows to resume operations.







## FRANCA

Franca is a mower especially indicated for cutting fields on mountainous slopes. The swaying hitch makes it adaptable to the ground guaranteeing an even cut on any type of slope. It's also possible to combine a rear mower to widen the worked width optimizing production time. Equipped with the Anti-Vibration system.



further information

### RANGE FEATURES

Model		FIORE	FRANCA	FBR	F PLUS
Cut width	cm	145-175-205-235	205-235-280	145-175-205-235	205-235-280
RPM		540	540-1000 ○	540	540-1000 ○
Tractor power	hp	25/70	25/70	25/70	25/70
Work speed		8-10 km/h	8-10 km/h	8-10 km/h	8-10 km/h
Weight	kg	222/246	265/400	222/246	265/400
Category		II	II	II	II
Mechanical/hydraulic lifting		○	○	○	○
Antivibration system		●	●	●	●
Safety system		●	●	—	—
Rienforced rod		● 205-235	—	—	—
Balancer		—	● 280 ○ 205-235	—	● 280 ○ 205-235

# PRODUCT RANGE



## GASPARDO UNIGREEN

### the winning team

**MASCHIO GASPARDO S.p.A.**  
Registered office and production plant  
Via Marcello, 73  
I-35011 Campodarsego  
PADOVA - Italy  
Tel. +39 049 9289810  
Fax +39 049 9289900  
info@maschio.com  
www.maschionet.com

COMPANY WITH QUALITY MANAGEMENT  
SYSTEM CERTIFIED BY DNV  
= ISO 9001:2008 =



DEALER: