


Rollex  
Rexius  
NZ Mounted  
NZ Aggressive  
RexiusTwin

VÄDERSTAD

High quality tillage





# Where farming starts

Together with farmers all over the world, we have spent the last three generations creating machines that make any farmland find its full potential. The high quality Väderstad planters, seed drills and tillage equipment give farmers a head start by covering more ground in shorter time without losing perfection.

Together we make you an even more successful farmer.





## Rollers 6-19

Rollex 450-620	14-15
Rexius 650-1230	16-17
Accessories	18
Technical data	19

## Tine harrows 20-31

NZ Mounted 500-600	26-27
NZ Aggressive 500-1000	28-29
Accessories	30
Technical data	31



## Furrow press 32-39

RexiusTwin 450-1030	36-37
Accessories	38
Technical data	39

# Rollers

Väderstad offers a broad selection of levelling and cultivating rollers, all of which have an ingenious construction delivering great results during a long working life.








## Unique suspension maximises working life

The roller bearings rubber suspension absorbs impacts. This eliminates heavy shocks which in turn significantly increases the working life of bearings, rings, axles and the machine frame. In addition, the tightened ring package increases the axle shock resistance.



### Automatic quality assurance

To ensure the rings perform at peak level year after year, the Väderstad roller ring packages are equipped with spring washers. These unique components automatically tighten the roller ring packages during field work. This means that the rollers' ability to level the field by pressing down stones and crushing clods is maintained, without the need of complicated adjustments. Furthermore, this avoids wear created from movement of the rings, saving wear parts costs.




### Undisturbed by obstacles

The roller sections pivot at the end of each main section offering exceptional contour following. When rolling over an obstacle the neighbouring roller segments will support its weight, doubling the weight applied without any hydraulic weight transfers. This ensures stones are effectively pressed down without compromising the levelling result.




# Roller rings according to requirement

Depending on the farms requirements. Väderstad offer roller ring options for both seedbed preparation and rolling after drilling.




## Cambridge The universal ring

Cambridge is the ideal ring for traditional rolling in leys or growing crops, after drilling or in spring. The large serrated ring is designed to give a driving action, while the narrow ring gives the roller a soil cultivating ability, while also acting as a cleaner.




## Cambridge HeavyDuty Maximum consolidation

Where an extra reconsolidating effect is required to restore capillarity, the large diameter and heavy weight of the Cambridge HeavyDuty ring offers benefits. The large diameter decreases bulldozing which is a benefit in lighter soils. The Cambridge HeavyDuty ring offers cost control, with a 5 year warranty.



## Crosskill Increased cultivation

Crosskill is a soil cultivating ring with aggressive profile that leaves a loose, crusting resistant surface while reconsolidating the soil at depth. The different ring diameters not only give a self-cleaning effect but also offset behaviour, processing more soil in light conditions and consequently lowering the draught requirement.



## Improved results in moist conditions

By allowing the thinner roller rings between the main Cambridge rings, to move within a large operating range the cleaning action is improved. This widens the usage of the machine in moist conditions.

# CrossBoard Heavy for perfect levelling

CrossBoard Heavy adds further levelling capacity to the roller. This increases versatility, whilst decreasing the number of passes required to create a seedbed. The row of CrossBoard tines vibrate intensively, improving the grinding of the clods.

## Doubled levelling effect

The double-acting stabiliser bar connects the CrossBoard tines to one single unit, preventing separate tines to move either forward or backward. Locking the tines in both directions prevents clods from slipping by individual tines, or that a tine deepens an already existing hole. This radically increases the capacity to both level the field and crush clods.

## Multiple segments works as one

The hydraulics of the CrossBoard sections are fitted with a master and slave function. This ensures that all segments remain perfectly aligned across the whole working width, a must for an even work result. To further ensure that the CrossBoard always keeps its working angle it is equipped with pressure steered return valves.



# Added crust and clod breaking

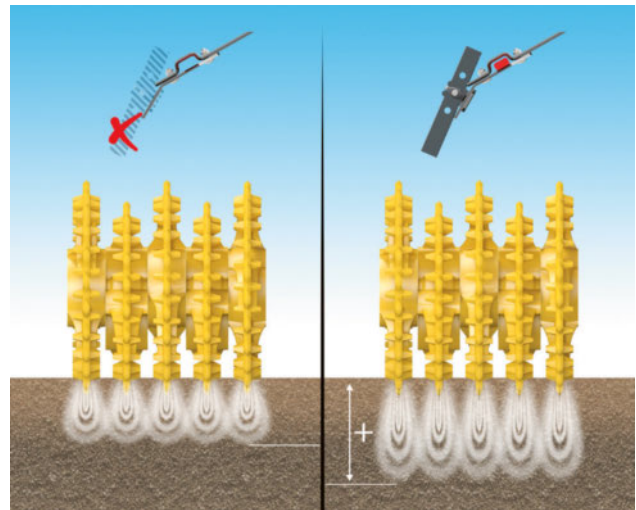
The CrossBoard Heavy can be equipped with the additional tools SingleKnife or DoubleKnife. The SingleKnife cuts clods in the top soil in order to reduce clod sizes. Where there is a hard crust, the DoubleKnife breaks the surface to allow the crop to emerge.

## SingleKnife increases the roller performance

The main challenge for the roller in seedbed preparation is to create a well reconsolidated seedbed with a high degree of fine tilth in one pass. The roller accomplishes this by crushing clods, levelling and reconsolidating at depth. When conditions are harsh, the SingleKnife both improves the creation of fine tilth and the reconsolidation effect.



*In addition to cutting the furrow, the SingleKnife feeds the CrossBoard with more material, boosting the creation of fine tilth further.*



*SingleKnife increases the working depth and thereby also the reconsolidation of the roller. This restores capillarity and secures moisture access for the crops.*

## DoubleKnife secures crop emergence

A hard crust formed after seeding may cause severe yield losses. By enabling crust breaking, DoubleKnife adds an additional task for the roller, making it more versatile. The DoubleKnife on the CrossBoard breaks the surface to allow the crop to emerge.





## BioDrill turns the roller into a seed drill

With the mountable small-seeder BioDrill 360 it is possible to seed ley, catch crops and other small-seeded crops together with the rolling operation. This saves passes, time and money.



### Precise radar control

BioDrill 360 is equipped with a precise radar controlled metering system, ensuring an even distribution over the entire working width. This accuracy is fully measurable to a full-scale seed drill, important when drilling low seed rates or cover crop mixtures with varying seed sizes.



### Exact seeding result

BioDrill 360 is equipped with a powerful hydraulic fan and precise spreader plates allowing for large quantities of seed to be uniformly distributed over a wide working width. The powerful fan ensures the seeding result remains constant in all field conditions.



# Rollex 450-620

Rollex 450-620 is a roller, available in 4.5, 5.1 or 6.2 metre working width. By combining versatility with high quality and productivity, Rollex has become a popular concept. You benefit from high quality design and perfect working results on the field.



Rollex has a strong frame, hardened bushes and high quality roller rings, ensuring a long working life. The rollers are equipped with axles made of micro-alloyed special steel of the highest quality. To minimise ring wear in the field, Rollex is fitted with unique spring washers between the roller sections.

#### **Undisturbed by obstacles**

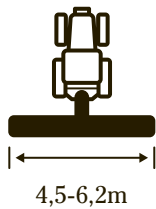
The roller sections pivot at the end of each section. This ensures stones are effectively pressed down, without compromising the levelling result. You benefit from an even surface, where all plants get the same growing environment.

#### **Pick up stones when you see them**

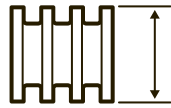
Rolling is often a perfect opportunity to clear the field of stones that have come up to the surface during tillage or frost periods. With the optional stone trays fitted on Rollex, large amounts of stones can be picked up quickly and easily. After rolling, the field is left ready for drilling or harvesting with no risk of stone damage to machinery.

#### **Easy to transport**


Rollex offer great mobility, both on the field and in transport. When folded, the transport width fits under 2.8 metres. The folding technique of the roller lowers the centre of gravity, making transport safer.



4,5-6,2m



485-520mm



>55hp



1800-2900kg

### Front tools



CrossBoard Heavy

### Roller rings



Cambridge



Crosskill

# The versatile roller



The stone trays fitted on Rollex, stones can be picked up directly from the field.



To allow convenient transport between fields, Rollex folds to 2.8 metre transport width.

# Rexius 650-1230

Rexius 650-1230 is a heavy-duty roller, available from 6.5 to 12.3 metre working width. Its heavy-duty construction, with a weight up to 650kg per working metre, delivers an impressive consolidation.



## **Ingenious weight transfer**

To ensure an even load on the outer section of the wider Rexius models, a heavy-duty spring transfers weight from the neighbouring sections. This further guarantees stones are effectively pressed down, without compromising the levelling result. Since there is an even load distribution over the other sections, the need for hydraulic weight transfer is eliminated.


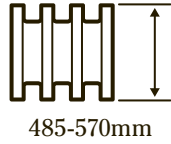
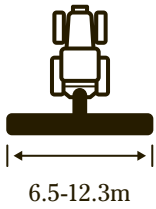
## **Heavy-duty construction**

Rexius has a powerful frame, maintenance-free joints, hardened bushes and high quality roller rings, ensuring a long working life. The rollers are equipped with axles made of micro-alloyed special steel of the highest quality. To minimise ring wear in the field, Rexius is fitted with unique spring plates between the roller sections.

## **Pick up stones when you see them**

Rolling is often a perfect opportunity to clear the field of stones that have come up to the surface during tillage or frost periods. With the standard fitted stone trays, large amounts of stones can be picked up quickly and easily. After rolling, the field is left ready for drilling or harvesting with no risk of stone damage to machinery.





### Front tools



CrossBoard Heavy

### Roller rings



Cambridge



Cambridge HeavyDuty



Crossskill

# The heavy-duty roller



*Heavy-duty springs transfer the weight to ensure an even load on all sections of the machine.*



*The folding technique of the roller lowers the centre of gravity, making transport safer. Despite Rexius' wide working width, the transport width is 2.5 metres.*

# Accessories



## Drawbar and towing eye

The following options are available: towing eye 40/50mm, Ball coupling 80mm, Ball towing eye 42/51/71mm.



## SingleKnife

The SingleKnife will cut clods in the top soil in order to reduce clod sizes. It is fastened with the Väderstad Quick-Change System - no tools needed.




## DoubleKnife

Where there is a hard crust, the knife tool DoubleKnife breaks the surface to allow the crop to emerge. It is fastened with the Väderstad QuickChange System - no tools needed.



## BioDrill 360

The mountable small-seeder BioDrill 360 enables seeding together with the rolling operation.



## Spreader plates

Front or rear mounted spreader plates for BioDrill 360 on Rexus 1020-1230.

	<b>RX 450</b>	<b>RX 510</b>	<b>RX 620</b>
Working width (m)	4.5	5.1	6.2
Transport width (m)	2.3	2.8	2.8
Transport height (m)	1.4	1.4	1.4
Number of sections	3	3	3
Weight with Crosskill (kg)	1800	2100	2400
Weight with Cambridge (kg)	1900	2200	2500
Weight with CrossBoard (kg)	300	340	400
Number of CrossBoard tines	18	20	24
Wheel dimension	10,0/75-15.3	10,0/75-15.3	10,0/75-15.3
Hydraulic requirements	1 SA*	1 SA*	1 SA*
Draught requirements (hp)	55-80	60-90	70-100

	<b>RS 650</b>	<b>RS 820</b>	<b>RS 940</b>	<b>RS 1020</b>	<b>RS 1230</b>
Working width (m)	6.5	8.2	9.4	10.2	12.3
Transport width (m)	2.5	2.5	2.5	2.5	2.5
Transport height (m)	2.5		2.5	2.5	2.5
Number of sections	3	5	5	5	5
Weight with Crosskill (kg)	3300	4100	4400	4700	-
Weight with Cambridge (kg)	3300	4100	4400	4700	5800
Weight with Cambridge HeavyDuty (kg)	4300	5600	6200	6500	7700
Number of CrossBoard tines	24	32	36	38	46
Wheel dimension	400/60-15.5	400/60-15.5	400/60-15.5	**400/60-15.5	**400/60-15.5
Hydraulic requirements	*1-2 DA	*1-2 DA	*1-2 DA	*1-2 DA + 1 SA	*1-2 DA + 1 SA
Draught requirements (hp)	70-120	90-150	100-170	110-190	130-220

SA= Single acting

DA=Double acting

\*= With CrossBoard Heavy you need 2 DA

\*\*=Tandem wheels are standard on RS 1020 and RS 1230

# Tine harrows

By performing multiple operations in one pass the Väderstad tine harrows are able to save passes during seedbed preparation. This retains moisture, reduces soil compaction and increases yield potential.





600

# The importance of depth precision

Next to the seeding operation, the seedbed preparation is the most demanding regarding depth accuracy. A perfect working result will provide the seed with great conditions for germination. The working depth is determined by the machine's ability to stay on the field surface, combined with the depth keeping of its tines.



## Large wheel contact surface

By having multiple wide wheels integrated in the frame, the tine harrow is granted a large contact surface with the soil. This ensures that the wheels stay on top of the soil, maintaining the working depth.

## OffSet bogie axles

The support wheels are mounted as a bogie unit with OffSet, giving the frame two carrying axles. This provides stability lengthwise as well as increases the depth precision by reducing vibrations.

## Intelligent bogie

By distributing the load with 40% on the front bogie wheels and 60% on the rear, impressive contouring and great responsivity on uneven ground is achieved.

## Tines designed for the task

By combining strength with intense vibrations, the heavy-duty tines ensure an even working depth, in tough field conditions. Equipping the front CrossBoard with the knife tool SingleKnife, further improves the depth keeping in heavy conditions.




## Vibrating action sorts the soil

The vibrating tines sort the soil, moving larger aggregates to the top and smaller fractions to the bottom. This creates a weatherproof surface, while at the same time ensuring seed-to-soil contact.



## Compact machine design

Having a compact machine length lowers the vibrations and increases the stability, which in turn provides an even working depth. In hilly conditions, the compact design gives a great ability to follow the ground contour, further improving the results.



## Long term depth precision

A constant tine harrow working depth is crucial for creating an optimal seedbed. Equipped with heavy-duty Marathon points, the wear of the point is minimised. This maintains the depth precision and ensures excellent results over the time. Marathon is available in two versions, depending on soil type.



# CrossBoard Heavy for perfect levelling

CrossBoard Heavy adds further levelling capacity to the tine harrow. This increases versatility, whilst decreasing the number of passes required to create a seedbed. The row of CrossBoard tines vibrate intensively, improving the grinding of the clods.

## Doubled levelling effect

The double-acting stabiliser bar connects the CrossBoard tines to one single unit, preventing separate tines to move either forward or backward. Locking the tines in both directions prevents clods from slipping by individual tines, or that a tine deepens an already existing hole. This radically increases the capacity to both level the field and crush clods.

## Multiple segments works as one

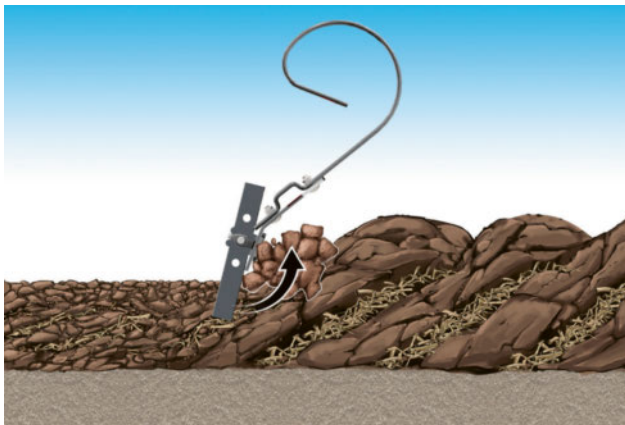
The hydraulics of the CrossBoard sections are fitted with a master and slave function. This ensures that all segments remain perfectly aligned across the whole working width, a must for an even work result. To further ensure that the CrossBoard always keeps its working angle it is equipped with pressure steered return valves.






# Added crust and clod breaking

The CrossBoard Heavy can be equipped with the additional tools SingleKnife or DoubleKnife. The SingleKnife cuts clods in the top soil in order to reduce clod sizes. Where there is a hard crust, the DoubleKnife breaks the surface to allow the crop to emerge.



*In addition to cutting the furrow, the SingleKnife feeds the CrossBoard with more material, boosting the creation of fine tilth further.*




*By acting as an extra row of tines, SingleKnife adds cultivation intensity. This increases the performance of the tine harrow, which thereby is able to work more in one pass.*

## Increases the depth precision

The tine harrow provides fine tilth by working with high intensity and precision at the selected depth. By adding the SingleKnife to the front CrossBoard, the soil is cut and broken before reaching the first row of harrow tines. This reduces excessive tine vibrations.

The result is a better depth precision, enabling a more even crop establishment.



# NZ Mounted 500-600

NZ Mounted is a mounted tine harrow available in 5 or 6 metre working width. It has a unique versatile drawbar solution, and a great depth keeping ability. The heavy-duty fram ensures a long working life.



The AgrillaNova tines fitted on four axles with a tine spacing of 9cm, delivers intensive seedbed preparation.

## **Precise depth control**

OffSet mounted support wheels provide NZ Mounted with stability lengthwise and ensures that the tines in the first-row work at the same depth as the last row. The tractor threaded tyres eliminate bulldozing, while the large wheel diameter keeps the working depth and gives a smooth ride.

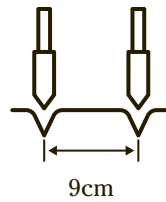

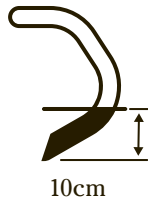
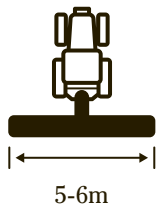
## **CrossBoard levels the field**

CrossBoard provides intensive cultivation, ensuring that clods are crushed and the soil is levelled. The working intensity is controlled hydraulically from the cab.

## **Low coupling weight**

NZ Mounted is mounted on the tractor's three-point linkage, making it easy to manoeuvre in the field. When folded, the transport width is only 2.05m. The low weight of the machine reduces the lifting requirements.

The versatile drawbar enables the choice between a rigid or a floating drawbar setting. In the floating position NZ Mounted is able to move independently from the tractor, offering an exceptional contour following, comparable to a trailed machine.



## Rear tools



Single following harrow



Double following harrow

# Seedbed preparation with high precision



*NZ Mounted folds to 2.05 metre transport width, ensuring convenient transport between fields.*



*The unique versatile drawbar makes it possible to turn, with NZ Mounted in working position.*

# NZ Aggressive 500-1000

NZ Aggressive 500-1000 is a seedbed tine harrow, available in working widths from 5 to 10 metres. The highly intensive cultivation saves passes whilst retaining ground moisture.



NZ Aggressive has a levelling CrossBoard followed by tines with 7.5cm spacing, distributed across 5 or 6 axles. You benefit from a high carrying capacity, giving a constant working depth and enabling early entry into the field.

#### **Depth control for increased precision**

The ControlFunction on NZ Aggressive allows the working depth to be adjusted to varying soil conditions on the move. To enable optimal crop establishment, NZ Aggressive can be set to work slightly harder on headlands or in areas where somewhat deeper cultivation is required.

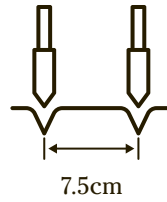
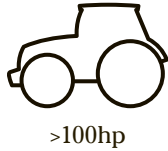
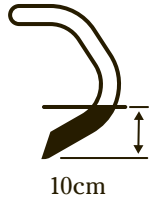
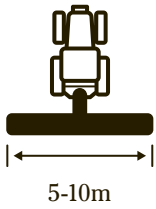
#### **Vibrating tines for perfect results**

The intensively vibrating AgrillaCobra tines are made from hardened steel. The vibrations sort the soil moving

larger aggregates to the top and smaller fractions to the bottom. This creates a weatherproof surface and at the same time ensures seed-to-soil contact. The point is positioned behind its mounting, giving excellent stone resistance and long working life. The combination of good ground clearance and tine distribution provides an impressive through-flow and intensive seedbed cultivation.

#### **Suspension increases working life**

NZ Aggressive 700-1000 is equipped with suspended transport wheels as standard. The wheel suspension protects the machine's frame by eliminating heavy shocks during transport. Additionally, this results in a calm ride at higher transport speeds.



# Multitasking seedbed preparation


## Rear tools



CrossBoard Light



Single following harrow




Double following harrow



Crumble roller



Using the ControlFunction it is possible to adjust the working depth according to soil conditions from the cab on the move.



The 7 metre NZ Aggressive can be extended to an 8 metre version. In the same way a 9 metre NZ Aggressive can be extended to a 10 metre version.

# Accessories



## Drawbar and towing eye

The following options are available: towing eye 40/50mm, Ball coupling 80mm, Ball towing eye 42/51/71mm.




## Track eradicators

The track eradicators loosen up the wheel tracks of the tractor effectively.



## LED lights

Provides good lighting for long working days.




## Rear connecting drawbar

The connecting drawbar with hydraulic couplings makes it possible to attach a roller behind the tine harrow.



## Single knife for CrossBoard Heavy

The SingleKnife will cut clods in the top soil in order to reduce clod sizes. It is fastened with the Väderstad Quick-Change System - no tools needed.



## Hydraulic or mechanical adjustable rear CrossBoard

The optional rear CrossBoard for NZ Aggressive can be fitted with either mechanic or hydraulic depth setting.

	<b>NZM 500</b>	<b>NZM 600</b>	<b>NZA 500ST</b>	<b>NZA 600T</b>
Working width (m)	5,0	6,0	4.95	5.95
Transport width (m)	2,05	2,05	3.0	3.0
Transport height (m)	2,5	3,0	2,45	2,95
Weight (kg)	1400	1600	2 200	2 500
Number of tines	54	64	65	79
Tine spacing (cm)	9	9	7,5	7,5
Number of CrossBoard tines	26	32	26	32
Wheel dimension	190/95-15	190/95-15	200/60x14.5	200/60x14.5
Hydraulic requirements	1 SA + 1 DA	1 SA + 1 DA	1 SA + 1 DA	3 DA
Draught requirements (hp)	80-120	100-140	100-140	110-150

	<b>NZA 600</b>	<b>NZA 700</b>	<b>NZA 800</b>	<b>NZA 900</b>	<b>NZA 1 000</b>
Working width (m)	5.95	6.95	7.90	8.95	9.90
Transport width (m)	3.0	3.6	3.6	3.9	3.9
Transport height (m)	2.95	3.15	3.65	3.95	4.45
Weight (kg)	2 600	3 300	3 600	3 900	4 200
Number of tines	79	93	105	121	133
Tine spacing (cm)	7,5	7,5	7,5	7,5	7,5
Number of CrossBoard tines	24	28	32	36	40
Wheel dimension	200/60x14.5	250/65x14.5	250/65x14.5	250/65x14.5	250/65x14.5
Hydraulic requirements	3 DA	3 DA	3 DA	3 DA	3 DA
Draught requirements (hp)	120-170	140-200	160-220	180-250	210-300

SA=Single acting

DA=Double acting

ST=Single wheel and CrossBoard Light front

# Furrow press

To turn ploughed land of extremely light or heavy soil into a seedbed while maintaining its soil structure is a challenge. The furrow press RexiusTwin, levels, crushes clods, consolidates and leaves a weatherproof surface in one single pass. Together with the Rapid seed drill, it offers an extremely lean plough based machine chain, saving time, diesel and ground moisture.









### Extremely heavy

The goal in heavy ploughed land is to convert the furrows into a seedbed the shortest time with the fewest passes. If not done correctly, the soil loses valuable moisture and becomes more difficult to work. RexiusTwin is perfect machine for the heaviest ploughed soils.

### Extremely light

In extremely light soils the challenge is often a lack of reconsolidation, making following operations difficult. The OffSet RexiusTwin packer delivers an extraordinary carrying capacity paired with high weight. This leaves a surface ready to drill.



### The importance of timing

Like in many soil preparation issues, timing is crucial. The RexiusTwin OffSet packer keeps clean also in moist conditions, enabling early entry to the field. This avoids mixing dry and moist soil in the seedbed causing uneven germination conditions.

### Levelling the field

All tools bringing soil forward level the field. RexiusTwin is equipped with two such tools, the tines and the CrossBoard. The tines have a vertical attack angle transporting soil forward. The CrossBoard levels the soil using a double acting stabiliser bar makes the whole unit work uniformly.

## Creating fine tilth

A heavy soil usually has a high aggregate stability which in many cases leads to clod creation. These clods need to be broken down into smaller fractions in order to create the perfect seedbed. There are three major ways to break up clods; cutting, grinding and crushing.

The vibrating tines of the RexiusTwin lift the furrow and cut into smaller fractions. The vibrations of the tines also help sort the material leaving the larger clods on top. The CrossBoard collects the clods and grinds them against each other. The aggressive shoulders of the packer finish the work by crushing remaining clods.




## Eliminates air pockets

When working heavy ploughed soil there is only one way to get the air out of the deeper layers; to apply weight. Here RexiusTwin outperforms all other machine types with up to 1660kg of weight per metre. This allows the plant access to water and aids root development which in turn leads to an even emergence of the coming crop.



## Excellent water management

The RexiusTwin has packer rings designed to create a weatherproof surface where the water is either evaporated or transported away from the upper soil layer. This concept allows the field to dry faster making it possible for the seed drill to come out sooner.



# RexiusTwin 450-1030

RexiusTwin is the heaviest furrow press on the market, available in working widths from 4.5 to 10.3 metres. It offers impressive results in both the heaviest and lightest soils.




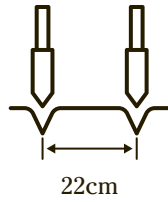
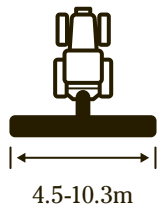
RexiusTwin cuts, crushes, levels, and consolidates the soil in a single pass whilst maintaining soil structure and creating a weatherproof surface. You benefit from great capacity and good conditions for the coming crop.

## **Weight matters**


RexiusTwin has a heavy construction, providing up to 1660kg of weight per metre. This weight is very important to achieve excellent consolidation at depth on heavy soil. RexiusTwin performs full depth consolidation, eliminating air pockets and restoring capillarity. This allows the plant access to water and aids root development which in turn leads to an even emergence of the coming crop.

## **Long working life**

RexiusTwin is built for heavy usage in the toughest conditions. It has an extremely strong frame that can withstand stresses, extending the working life. The packer is rubber suspended, which reduces shocks and improves the working life of bearings, axles and rings.



## From ploughed to seedbed in one pass



*The packer rings are mounted in an offset position, minimising bulldozing and lowering the draught requirement.*



*The Väderstad folding gives RexiusTwin low center of gravity and good manoeuvrability in transport, as well as excellent contour following in the field.*

# Accessories



## **Drawbar and towing eye**

The following options are available: towing eye 40/50mm, Ball coupling 80mm, Ball towing eye 42/51/71mm.



## **Front lights**

Provides good lighting for long working days.

	<b>RST 450</b>	<b>RST 550</b>	<b>RST 630</b>	<b>RST 830</b>	<b>RST 1030</b>
Working width (m)	4.5	5.5	6.3	8.3	10.3
Transport width (m)	3.0	3.0	3.0	3.0	3.0
Transport height (m)	3.99	3.99	3.99	3.99	3.99
Number of sections	3	3	3	5	5
Basic weight (kg)	7400	8700	9600	13700	15000
Wheel dimension	520/50-17	400/60-15.5	400/60-15.5	520/50-17	520/50-17
Hydraulic requirements	3 DA	3 DA	3 DA	3 DA	3 DA
Draught requirements (hp)	140-180	160-200	200-260	270-350	350-500

DA=Double acting

# Reliable and durable farm machinery



*2-year warranty on  
Väderstad seed drills,  
planters and tillage  
equipment.*



*Lifetime manufacturing  
warranty on all genuine  
Väderstad discs.*



Where farming starts